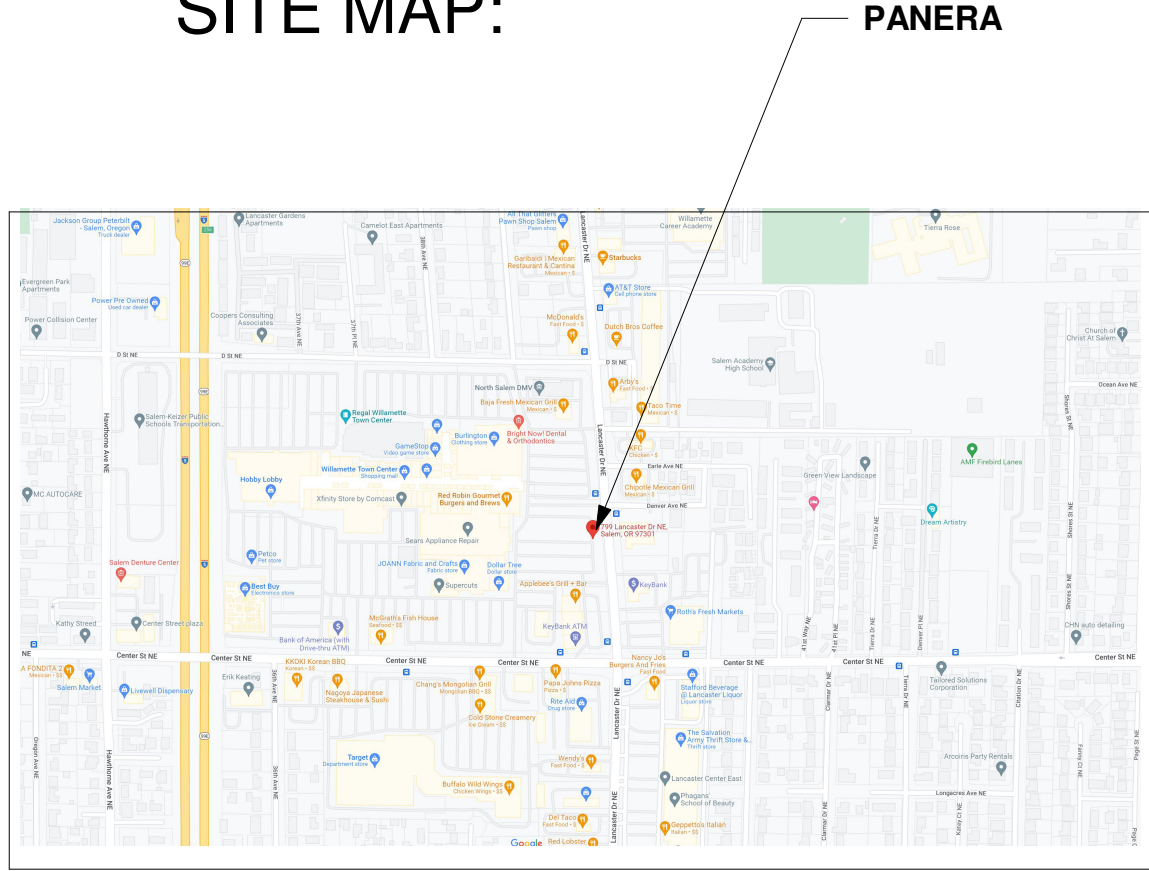




TI - FOR BIDS & PERMITS

PANERA BREAD BAKERY-CAFE#2168
799 LANCASTER DRIVE NE
SUITE 110
SALEM, OR 97301

SITE MAP:



SEAT COUNT INFORMATION:

THIS SET OF DOCUMENTS INCORPORATES ALL REVISIONS
THROUGH PROTOTYPE UPDATE #2018-06

CATEGORY:	EXISTING:	PROPOSED:
NO. OF SEATS:	-	-
EFFECTIVE SEATING:	-	-
NO. OF PARKING	-	-
SPACES:	-	-
NO. OF REGISTERS:	-	-
NO. OF TABLES:	-	-

REVISION ISSUE LOG

REVISION #	ISSUE DATE	DESCRIPTION	AFFECTED SHEETS	REMARKS
1	05/31/22	FOR BIDS & PERMITS		
2	07/25/22	PLAN REVIEW COMMENTS		
3	08/17/22	NEW ELEC PANEL SKETCH		
4	08/22/22	PLAN REVIEW COMMENTS		

CODE INFORMATION:

APPLICABLE CODES & REGULATIONS:
BUILDING CODE: 2019 OREGON STRUCTURAL SPECIALTY CODE
PLUMBING CODE: 2017 OREGON PLUMBING SPECIALTY CODE
ELECTRICAL CODE: 2021 OREGON ELECTRICAL SPECIALTY CODE
MECHANICAL CODE: 2019 OREGON MECHANICAL SPECIALTY CODE
FIRE PROTECTION: 2019 OREGON FIRE CODE
ENERGY CODE: 2019 ZERO ENERGY READY COMMERCIAL CODE
ACCESSIBILITY CODE: 2018 IBC, CHAPTER 11, ANSI A117.1

CODE CLASSIFICATION:
A. OCCUPANCY GROUP: A-2
B. CONSTRUCTION CLASSIFICATION: TYPE V-B
C. AUTOMATIC FIRE SUPPRESSION SYSTEM INSTALLED: YES

AREA BREAKDOWN:
FRONT OF HOUSE: 1,704 SQFT
BACK OF HOUSE: 2,296 SQFT
TOTAL PANERA SUITE 4,000 SQFT
PATIO: 813 SQFT

TRAVEL DISTANCE:
ALLOWED TRAVEL DISTANCE: 250 FT
ACTUAL TRAVEL DISTANCE: 62'-0" FT MAX

PROTOTYPE INFORMATION:

THIS SET OF DOCUMENTS INCORPORATES ALL REVISIONS
THROUGH PROTOTYPE UPDATE #2018-00.00

LANDLORD APPROVAL:

NAME	
SIGNATURE	DATE

CONTACT LIST

PANERA BREAD DESIGN MANAGER:
3630 S. GEYER ROAD, SUITE 100
ST. LOUIS, MO 63127
PHONE: 614-648-4920
ERIC.COX@PANERABREAD.COM
CONTACT: ERIC COX

PANERA BREAD FRANCHISEE:
BREAD OF LIFE
2211 ENCINITAS BLVD
ENCINITAS, CA 92024
PHONE: 760-266-7546
ECARRILLO@MANNADEVELOPMENT.COM
CONTACT: EDDIE CARRILLO

ARCHITECT:
JEFFREY PARKER ARCHITECTS
855 28TH STREET SE
GRAND RAPIDS, MI 49508
PHONE: 616-241-0090
JUSTINS@JP-ARCHITECTS.COM
CONTACT: JUSTIN SPACKMAN

SHEET INDEX

Sheet Number	Sheet Name	Current Revision
--------------	------------	------------------

SK01	ELEC SKETCH	3
------	-------------	---

GENERAL		
G000	COVER SHEET	4
G011	GENERAL NOTES, SYMBOLS, LEGENDS & ABBREVIATIONS	1
G021	ACCESSIBILITY GUIDELINES	1
G131	LIFE SAFETY PLAN	2

ARCH-SITE		
A001	ARCHITECTURAL SITE PLAN	2
A023	SITE SIGNAGE DETAILS	
A040	ENLARGED PATIO PLAN/DETAILS	4

ARCH-PLANS		
A101	FLOOR PLAN - DIMENSIONED	2
A102	FLOOR PLAN - KEYED NOTES	2
A110	PARTITION TYPES	1
A120	WALL FINISH PLAN	2
A121	FLOOR FINISH PLAN	2
A130	REFLECTED CEILING PLAN	2
A131	LIGHTING SCHEDULE, DETAILS, & SECTIONS	1
A132	LIGHT AIMING DETAILS	1
A135	CEILING DETAILS	1
A140	ROOF PLAN	2
A141	ROOF DETAILS	1

ARCH-LARGE SCALE VIEWS		
A400	ENLARGED RESTROOM PLANS & INTERIOR ELEVATIONS	1
A410	INTERIOR ELEVATIONS FRONT OF HOUSE	
A420	INTERIOR ELEVATIONS BACK OF HOUSE	

ARCH-DETAILS		
A500	INTERIOR DETAILS	1
A501	INTERIOR DETAILS	1
A510	CASEWORK SECTIONS & DETAILS	1
A511	CASEWORK SECTIONS & DETAILS	1
A520	FLOORING DETAILS	1

ARCH-SCHEDULES & NOTES		
A600	FINISH SCHEDULES, LEGENDS, & NOTES	1
A601	DOOR ELEVATIONS, SCHEDULES, & DETAILS	2

ARCH-SPECIALTY		
A700	EQUIPMENT PLAN	2
A701	EQUIPMENT SCHEDULES	1
A711	FURNITURE & WOOD/STEEL SCHEDULES	1
A720	ARTWORK & GRAPHICS PLAN	2
A721	ARTWORK & SIGNAGE SCHEDULES, DETAIL & NOTES	1
A800	TABLE DELIVERY PLAN	

STRUCTURAL		
S101	STRUCTURAL PLANS	
*REFER TO SEPERATE STRUCTURAL PACKAGE		

MECHANICAL		
M101	MECHANICAL PLANS	

PLUMBING		
P101	PLUMBING PLANS	

ELECTRICAL		
E101	ELECTRICAL PLANS	
Sheet Count: 39		

Bakery-Cafe:

#2168

SYSTEM: G4 (ARIA)

Project Team:

Professional Seal:



Project Title:

Bakery Cafe #2168
799 LANCASTER DRIVE NE
SUITE 110
SALEM, OR 97301



Consultant Copyright Placeholder



855 28th Street SE, Grand Rapids, MI 49508 | 616-241-0090 | jp-architects.com

No.	Description	Date
1	FOR BIDS & PERMITS	05/31/22
4	PLAN REVIEW COMMENTS	08/22/22

COVER SHEET

Project Number:	Sheet Number:
#2168	G000
Drawn By:	
Author:	
Issue Date:	
05/24/21	
DPM:	DM:
DPM	DM
CPM:	CPM

GC ORDERED ITEMS:

INTERIOR FINISH	MISCELLANEOUS
BENJAMIN MOORE - NATIONAL ACCOUNT PANERA ACCT # - NA229 CUSTOMER CARE - 877-623-8484 OPTION 3 FOR MORE INFO	BIG ASS FANS (CEILING FANS) JIM VINCENT 859-899-1337(O) 859-519-7467(M)
CRANE COMPOSITES (ASK FOR GLASBOARD) (FIBERGLASS REINFORCED PLASTIC) RYAN MINATO - NATIONAL ACCT. 815.467.8951 PANERAFRFR@CRANECOMPOSITES.COM CONTACT FOR STOCKING DISTRIBUTOR APPROVED COLORS: WHITE (85) AND BEIGE (70)	BOSTON GROUP (BOSTON BUMPER GUARDS) DEBBIE MCNEILL: 708-639-2849 D.MCNEILL@BOSTON-GROUP.COM MARK MUCHA: 708-306-4114 M.MUCHA@BOSTON-GROUP.COM
CROSSVILLE (TILE RENOVATION ONLY) DENNIS HOPKINS 704-576-4953 DHOPKINS@CROSSVILLE.INC	CARDINAL ACOUSTICS, INC. (ACOUSTICAL PANELS) WILLIAM KHOURIE (PRESIDENT) 614-721-3001(O) 614-496-3623(M) CARDINALACOUSTICS.COM
DALTILE - NATIONAL ACCOUNT 877-556-5728 NATIONAL ACCOUNTS@DAL.TILE.COM JOANNA WHITTAKER (MAIN CONTACT) 314-629-0125 JOANNA.WHITTAKER@DALTILE.COM	HILSON INC. (ROLLER BLINDS) MARSHA JONES 314-773-8883
DESIGN &DIRECT SOURCE (TILE) BRITTANY HAM 503-882-0687 BRITTANY@DESIGNANDDIRECTSOURCE.COM	IMRIE-GIELOW (MARINITE) CONTACT: CYNTHIA VENT 314-772-4200 CVENT@IMRIEGIELOW.COM
FIRECLAY TILE (TILE) CAITLYN CHILD: 971-570-2330 / 800-773-2226 x1025 CAITLYN@FIRECLAYTILE.COM ERIC EDELSON: 971-941-5493 ERIC@FIRECLAYTILE.COM	MATS INC. (WALK-OFF MAT) NATIONAL ACCOUNT 800-628-7462 / 781-344-1536 JOHN DUNBAR: 7718-964-5373 JDUNBAR@MATSSINC.COM
INTERFACE CARPET (CARPET) DENNIS UPSHAW: 314-378-3197 DENNIS.UPSHAW@INTERFACE.COM STEVE SWEETIN: 913-707-0787 STEVE.SWEETIN@INTERFACE.COM	QUICKSERV CORP. (DRIVE-THRU WINDOWS) BRIAN MCCLOSKEY 719-849-5882(O) 832-792-2646(M) QUICKSERV.COM
MAXXIT SYSTEMS (HEMLOCK PANEL) PETE WERLE: 855-762-9948 PETE@MAXXITSYSTEMS.COM GREG BALDWIN: 855-762-9948 GREG.BALDWIN@MAXXITSYSTEMS.COM	VICTORIAN SALES (FIREPLACE) LAURIE COOK 636-343-4747 LAURIE@VICTORIANSALES.COM
METROPOLITAN QUARRY BASICS (QUARRY TILE) DIANNE YOUNG 877-358-1970 DYOUNG@IRONROCK.COM WWW.METROCERAMICS.COM	ESSITY PROFESSIONAL HYGIENE (FORMERLY SCA) (WHITE PAPER TOWEL DISPENSERS) BRYAN YOUNG PHONE +1 303 470 8394 MOBILE +1 720 272 8037 BRYAN.YOUNG@ESSITY.COM
ROOS INTERNATIONAL (TEXTURGLAS) DEBORAH & DICH ROOS 800-888-2776 / 954-429-3883 DEBORAH@ROOSINTL.COM DICH@ROOSINTL.COM WWW.ROOSINTL.COM	GENERAL PARTITIONS SUSAN MARCH (573) 696-0178 (P) (573) 696-0071 (F) (573) 489-7495 (C) SMARCHCOMPANY@GMAIL.COM GENERALPARTITIONS.COM
SHAW CARPET (CARPET) TIFFANY PURVIS 706.532.7407 TIFFANY.PURVIS@SHAWINC.COM	KJA INC. GLOBAL PARTITIONS - SALES REPRESENTATIVES ST. LOUIS JENNIFER WELLS / PRESIDENT CELL: 314-614-3562 JENNIFER@KJAINC.COM
TRANSCERAMICA TILE MARIA CONNOR (MAIN CONTACT) MCONNOR@TRANSCERAMICA.COM 312-506-2855 NOREEN SCHERTLER (BACKUP) 312-342-4689	TOTO USA (RESTROOM FIXTURES) PETER STANGEL C:415-652-6743 PSTANGEL@TOTO.COM WWW.TOTOUSA.COM
USG (ACT) CHRIS SKELTON: 312-436-5787 CSKELTON@USG.COM	
EXERIOR PRODUCTS	
API (AMERICAN PRODUCTS, INC.) (METAL CANOPIES) MICHAEL CALDERONE 813-925-0144 MCALEDRONE@AMERICANPROD.COM	
AWNING & SIGN CONTRACTORS TOM ARMSTRONG: 888-665-1521 / 317-409-9440 TARMSTRONG@BEAGLEONEINC.COM JOE STEMPIEN: 260-243-6751 JSTEMPIEN@BEAGLEONEINC.COM	
DURO-LAST ROOFING, INC. (ROOFING MEMEBRANE) MOLLY GEHRIS: 989-758-6344 214-232-0079 MGEHRIS@DURO-LAST.COM	
TENSHON CANOPY CULLIN HOWARD 480-663-3166 CHOWARD@TENSHON.COM	
OLDCASTLE / ECHELON MASONRY (ENDURAMAX WALL SYSTEM) 877-506-2745 WWW.ECHELONMASONRY.COM	
LIGHTING	
STANDARD ELECTRIC SUPPLY CO. (LIGHTING FIXTURES) 978-661-1854 PANERA@STANDARDELECTRIC.COM	
UTILITY/SECURITY	
AO SMITH (HOT WATER HEATER) JEFF GERSTAL 412-471-6984	
UAS (SECURITY SYSTEM) MARY ANN SHEILDS (800) 421-6661 EXT 1230 MARYANN.SHEILDS@UAS.COM	

ABBREVIATIONS LEGEND

A AFF ACT ALT ALUM APPROX ARCH	ABOVE FINISHED FLOOR ACOUSTICAL CEILING TILE ALTERNATE ALUMINUM APPROXIMATE(LY) ARCHITECT(URAL)
B BLKG BLDG BD	BLOCKING BUILDING BOARD
C CFCI C CLG CT CLR CONC CONT CJ CORR	CONTRACTOR FURNISHED, CONTRACTOR INSTALLED CENTERLINE CEILING CERAMIC TILE CLEAR CONCRETE CONTINUE, CONTINUOUS CONTROL JOINT CORRIDOR
D DIA DIM	DIAMETER DIMENSION(S)
E EA ELEC ELEV EQ EQUIP EXP EJ EXIST EXT	EACH ELECTRIC(AL) ELEVATION EQUAL EQUIPMENT EXPANSION EXPANSION JOINT EXISTING EXTERIOR
F FIN FIN FLR FE FEC FLR FD FLUOR FRT	FINISH(ED) FINISHED FLOOR FIRE EXTINGUISHER FIRE EXTINGUISHER CABINET FLOOR FLOOR DRAIN FLUORESCENT FIRE-RETARDANT TREATED
G GA GYP BD	GAUGE GYPSUM BOARD
H HCP HDW HT HC HM HOR HR	HANDICAPPED HARDWARE HEIGHT HOLLOW CORE HOLLOW METAL HORIZONTAL HOUR
I INCL INSUL INT	INCLUDE(D) INSULATION INTERIOR
J JT	JOINT
L LAM	LAMINATE
M MAX MECH MEP MEPFF AND MTL MIN MISC	MAXIMUM MECHANICAL MECHANICAL, ELECTRICAL, AND PLUMBING MECHANICAL, ELECTRICAL, PLUMBING FIRE PROTECTION AND METAL MINIMUM MISCELLANEOUS
N NIC NTS	NOT IN CONTRACT NOT TO SCALE
O OFCI OFOI OC OH OPG OPP OSB	OWNER FURNISHED, CONTRACTOR INSTALLED OWNER FURNISHED, OWNER INSTALLED ON CENTER OPPOSITE HAND OPENING OPPOSITE ORIENTED STRAND BOARD
P PLAM PT PTN PWD	PLASTIC LAMINATE PAINT(ED) PARTITION PLYWOOD
Q QTY	QUANTITY
R REF REINF REQ REV RB	REFERENCE REINFORCE(D) REQUIRED REVISION RESILIENT BASE
S SAB SC SF SIM SLNT SPEC SQ SQ FT STL SUSP SYM	SOUND ATTENUATION BATTS SOLID CORE SQUARE FOOT (FEET) SIMILAR SEALANT SPECIFICATION SQUARE SQUARE FOOT (FEET) STEEL SUSPEND(ED) SYMMETRICAL
T TEL TEMP TOS TOW TYP	TELEPHONE TEMPERED TOP OF STRUCTURE TOP OF WALL TYPICAL
U UL UNO	UNDERWRITERS LABORATORIES, INC. UNLESS NOTED OTHERWISE
V VERT	VERTICAL
W WC W/ W/O WD	WALL COVERING WITH WITHOUT WOOD

SYMBOLS LEGEND

	NORTH ARROW
1 View Name 1/8" = 1'-0"	PLAN, DETAIL OR ELEVATION TITLE
	COLUMN LINE DESIGNATION
	BUILDING SECTION DETAIL NUMBER SHEET NUMBER
	WALL SECTION DETAIL NUMBER SHEET NUMBER
	DETAIL MARKS DETAIL NUMBER SHEET NUMBER
	ROOM NAME / NUMBER ROOM NAME ROOM NUMBER
	EXTERIOR ELEVATION ELEVATION NUMBER SHEET NUMBER
	INTERIOR ELEVATION ELEVATION NUMBER SHEET NUMBER
	DETAIL REFERENCE DETAIL NUMBER SHEET NUMBER AREA OF DETAIL
	EXISTING CONSTRUCTION TO REMAIN DOOR TO REMAIN AND TAG
	EXISTING CONSTRUCTION TO BE REMOVED REMAINING EXISTING DOOR TO BE REMOVED
	NEW CONSTRUCTION NEW DOOR AND TAG
	EXISTING PARTITIONS EXISTING PARTITIONS TO BE REMOVED
	NEW PARTITIONS (REF PARTITION SHEET) NEW PARTITIONS W/ R-11 SOUND BATT COOLER / FREEZER WALL 1/2 HEIGHT WALL (HEIGHT VARIES)
	KEYED NOTE
	REVISION CLOUD AND TAG REVISION NUMBER AREA OF REVISION
	WINDOW NUMBER SYMBOL
	WALL PARTITION TYPE

GENERAL CONDITIONS...

- PERMITS: CONTRACTOR IS RESPONSIBLE FOR ALL PERMITS.
- QUALITY: CONTRACTOR SHALL PERFORM ALL WORK AND INSTALL ALL COMPONENTS IN A PROFESSIONAL MANNER. ALL FINISH WORK TO BE TRUE, LEVEL AND PLUMB. ALL JOINTS TO BE TIGHT AND CLEAN.
- CODE COMPLIANCE: WORK SHALL CONFORM TO ALL APPLICABLE LOCAL, STATE, AND FEDERAL CODES INCLUDING NFPA; AND USE TESTED AND CERTIFIED ASSEMBLIES, AS REQUIRED BY CODE.
- HANDICAP ACCESSIBILITY: CONTRACTOR SHALL COMPLY WITH ACCESSIBILITY GUIDELINES 36 CFR PART 1191 OF THE FEDERAL REGISTER, ITS REVISIONS TO ANSI STANDARD A117.1, AND TITLE III OF THE AMERICANS WITH DISABILITY ACT (ADA), AND LOCAL ORDINANCES
- WARRANTY: ALL CONSTRUCTION, MATERIALS, PRODUCTS AND WORK TO BE WARRANTED FOR A PERIOD OF ONE YEAR FROM THE DATE OF FINAL ACCEPTANCE BY THE TENANT.
- CONTRACTOR TO FIELD VERIFY ALL DIMENSIONS. NO MEASUREMENTS SHALL BE SCALED FROM THE DRAWINGS. CONTRACTOR SHALL OBTAIN CLARIFICATION FROM ARCHITECT BEFORE PROCEEDING WITH CONSTRUCTION IF A DIMENSION(S) IS IN QUESTION.
- CONTRACTOR IS ADVISED THAT PORTIONS OF THIS DOCUMENT MAY BE BASED ON UNFIELD VERIFIED INFORMATION PROVIDED BY OTHERS IN ACCORDANCE WITH THE OWNERS DIRECTIONS. CONTRACTOR TO ADVISE ARCHITECT OF ANY EXISTING CONDITION DIFFERENT FROM THAT NOTED WHICH MAY IMPACT CONSTRUCTION PRIOR TO EXECUTION.
- DIMENSIONS AND NOTES ON ENLARGED PLANS AND DETAILS ARE TO OVERRULE SMALLER SCALE DRAWINGS. ALL DIMENSIONS ARE TO FACE OF DRYWALL UNLESS NOTED OTHERWISE.
- TURN OVER TO LANDLORD OR SAVE FOR REUSE THE FOLLOWING ITEMS WHEN DISMANTLED:
A) DOORS, FRAMES, & DOOR HARDWARE AS INDICATED.
B) THERMOSTATS.
C) SUPPLY AND RETURN AIR GRILLES.
D) ADDITIONAL ITEMS INDICATED ON PLAN.
E) EXISTING LIGHT FIXTURES INDICATED ON PLAN.

- CLEAN UP: REMOVE ALL DEBRIS, PACKING MATERIAL, DEMOLISHED MATERIAL, AND EXTRANEOUS TRASH GENERATED BY CONSTRUCTION FROM BUILDING & SITE UNLESS NOTED. TO BE TURNED OVER TO LANDLORD. ALL DEMOLISHED MATERIAL NOT TO BE TURNED OVER TO LANDLORD SHALL BECOME THE PROPERTY OF GENERAL CONTRACTOR.

- BUILDING STANDARDS: ALL MATERIAL, HARDWARE, FIXTURES, AND FINISHES TO BE BUILDING STANDARD UNLESS NOTED OTHERWISE.
- FINISHES TO BE BUILDING STANDARD INFORMATION IS AVAILABLE THROUGH THE TENANT'S REPRESENTATIVES, AND TYPICALLY MATCHES EXISTING INTERIOR CONSTRUCTION.

- SITE VISIT: ALL GENERAL CONTRACTORS & SUBCONTRACTORS ARE TO VISIT SITE PRIOR TO COMPLETING BID TO VERIFY EXISTING CONDITION. GENERAL CONTRACTOR & SUBCONTRACTORS TO PROVIDE WRITTEN DOCUMENTATION OF ANY DISCREPANCY BETWEEN SITE CONDITIONS & DOCUMENTS. SUBMISSION OF BID IS CONFIRMATION THAT EXISTING CONDITIONS HAVE BEEN FULLY TAKEN INTO CONSIDERATION & ARE REFLECTED IN THE COSTS PROVIDED.

- CONTRACTOR TO PROVIDE 2X FIRE RESISTANT BLOCKING AS NECESSARY BEHIND ALL WALL MOUNTED INSTALLATIONS.

- CONTRACTOR TO PROVIDE BUILDING CONSTRUCTION REPRESENTATIVE WITH COPIES OF DELIVERY, AND CONSTRUCTION SCHEDULES. CONTRACTOR TO COORDINATE ALL SCHEDULES WITH BUILDINGS CONSTRUCTION REPRESENTATIVE.

- IF EXTERIOR WINDOWS ARE BEING ENCLOSED CONTRACTOR IS TO CLEAN ALL WINDOWS, SHADES, CAVITY AREA FROM CONSTRUCTION DUST AND DEBRIS PRIOR TO ENCLOSING EXTERIOR WINDOWS.

- CUTTING & PATCHING: CONTRACTOR TO PATCH, REPAIR, & REFINISH WORK DAMAGED AS A RESULT OF DEMOLITION OR REMOVAL OF CONSTRUCTION TO MATCH ADJACENT FINISH. PATCH THRU WALL THRU FLOOR PENETRATIONS TO MAINTAIN EXISTING BUILDING INTEGRITY.
- THRU WALL THRU FLOOR PENETRATIONS TO MAINTAIN EXISTING BUILDING INTEGRITY.

- USE 3M NON-INTUMESCENT FIRE STOPPING AS FOLLOWS:
7 FIREDAM 150 CAULK FOR WALL & FLOOR PENETRATION SEALS, TO MEET OR EXCEED ASTM E 814 (UL1479) AND/OR ASTM E 119 (UL263); STRUCTURAL STEEL AND ELECTRICAL & CONTROL SYSTEM, TO MEET OR EXCEED ASTM E 119 (UL263) AND HIGH INTENSITY FIRE TEST (UL 1709).
FIRE BARRIER 2001 SILICONE RTV FOAM FOR CABLE BUNDLES AND TRAYS, TRAYS CONDUIT BUNDLES AND MULTIPLE PIPE RUNS, AND OTHER LARGE OPENINGS TO MEET OR EXCEED ASTM E 814 AND TO COMPLY WITH CURRENTLY APPLICABLE REQUIREMENTS OF THE NEC (NFPA-70), BOCAI, ICBO, SBCCI, IBC AND NFPA CODE #101.

- ALL NEW CONCRETE FLOORING SECTIONS TO BE DOWELED AND PINNED TO EXISTING CONCRETE SLAB

- ALL ROOF WORK TO BE COMPLETED BY LANDLORD'S APPROVED ROOFING CONTRACTOR

- FIRE PROTECTION: GENERAL CONTRACTOR IS RESPONSIBLE TO PROVIDE, EXTEND, OR REVISE ALARM SYSTEMS AS REQUIRED TO COMPLY WITH APPLICABLE CODES. COORDINATE WORK WITH OWNER'S REPRESENTATIVES WHERE MODIFYING OR TYING INTO EXISTING SYSTEMS. GENERAL CONTRACTOR SHALL PREPARE REQUIRED DRAWINGS AND OBTAIN BUILDING PERMITS FOR ALARM SYSTEM WORK.

- CONTRACTOR TO REQUEST FROM LANDLORD A COPY OF ALL BUILDING RULES & REGULATIONS. THESE RULES & REGULATIONS TO BE FULLY COMPLIED WITH AT ALL TIMES DURING CONSTRUCTION BY THE GENERAL CONTRACTOR & SUB-CONTRACTOR(S). CONTRACTOR TO PROVIDE STATEMENT OF QUALIFICATIONS & INSURANCE CERTIFICATES AS NECESSARY TO THE BUILDING'S REPRESENTATIVE.

- CONTRACTOR TO MAINTAIN CLEAR ACCESS TO ALL DRIVE & ENTRANCES WHILE ON SITE.

- CONTRACTOR TO STORE & INSTALL AS NECESSARY ANY OWNER-PROVIDED EQUIPMENT. REFER TO DOCUMENTS FOR FURTHER DETAIL.

- NOT USED

-

GENERAL CONDITIONS...

- EXISTING CONDITIONS DOCUMENTS PROVIDED FOR REFERENCE ONLY. ANY WORK INDICATED HAS ALREADY BEEN COMPLETED.

- ALL AREAS MUST BE COMPLETELY CLEAN & CLEAR OF ANY CONSTRUCTION MATERIALS @ A MINIMUM OF (2) HOURS BEFORE THE CAFE OPENS EACH DAY.

- WOOD DOORS: REFER TO DOCUMENTS FOR FURTHER DETAIL.

- METAL DOORS: REFER TO DOCUMENTS FOR FURTHER DETAIL.

- FRAMES: REFER TO DOCUMENTS FOR FURTHER DETAIL.

- HARDWARE STANDARD: PROVIDE DOOR HARDWARE IN ACCORDANCE W/ SCHEDULE. ALL LOCKSET/LATCHSET HARDWARE COMPLY W/TITLE III OF AMERICANS WITH DISABILITIES ACT (ADA). GENERAL CONTRACTOR TO COORDINATE KEYING WITH OWNER REPRESENTATIVE.

- DRYWALL: REFER TO PARTITION DETAILS FOR FURTHER INFORMATION.

- RESILIENT BASE: PROVIDE 6" HIGH RUBBER COVE BASE IN 100' ROLLS. REFER TO DOCUMENTS FOR FURTHER DETAILS.

- PAINT: PROVIDE 2 COATS OF ALKYD SEMI-GLOSS ENAMEL FINISH COLOR ON METAL DOORS & FRAMES AS INDICATED ON DRAWINGS.

- PAINT: PROVIDE 2 COATS OF PREMIUM BENJAMIN MOORE (NO SUBSTITUTIONS ALLOWED) EGGSHELL FINISH COLOR ON ALL NEW SURFACES AS INDICATED ON DRAWINGS. PRIME NEW/EXISTING SURFACES & PATCH AS REQUIRED.

- SOUND BATT INSULATION (WALLS ONLY): SHALL BE UNFACED. GLASS FIBER ACOUSTICAL INSULATION COMPLYING WITH ASTM C865, TYPE 1, SIZED AS INDICATED IN DETAILS. MAXIMUM FLAME SPREAD: 10, STC ABOVE 55.

- SOUND ATTENUATION (ABOVE CEILINGS) SHALL BE 3" UNFACED, LIGHT WEIGHT, RESILIENT FIBERGLASS DESIGNED TO ABSORB SOUND AND SPECIFICALLY MANUFACTURED FOR USE ABOVE CEILINGS. MAXIMUM FLAME SPREAD: 25 STC ABOVE 55. NO SOUND ATTENUATION INSULATION IS TO BE USED ABOVE FINISHED CEILING IN FOOD PREPARATION AREAS.

- ALL FLOORING PRODUCTS TO BE INSTALLED IN ACCORDANCE WITH MANUFACTURER RECOMMENDATIONS & SPECIFICATIONS. CONTRACTOR IS RESPONSIBLE FOR ALL FLOOR LEVELING THAT MAY BE REQUIRED IN ORDER TO COMPLY WITH PROPER INSTALLATION PROCEDURE.

- ACOUSTICAL CEILING: SHALL BE AS INDICATED OR AS CALLED FOR IN NOTES. INSTALLATION TO BE IN ACCORDANCE WITH MANUFACTURER RECOMMENDATIONS AND SPECIFICATIONS.

- EXTERIOR SIGNAGE, IF INDICATED, TO COMPLY WITH ALL CITY REGULATION AND BUILDING DESIGN STANDARDS. ADVISE ARCHITECT OF ANY CONFLICTS. ALL SIGNAGE PROVIDED BY OWNER, U.N.O.

- CONTRACTOR SHALL PROVIDE MASTER KEY LOCK BOX IN ACCORDANCE TO CITY REGULATION FOR APPROVAL BY LOCAL FIRE DEPARTMENT.

- CONTRACTOR TO PROVIDE SUITE NUMBERS AT EXTERIOR ENTRIES
1 AS REQUIRED BY CITY REGULATIONS AND APPROVED BY LOCAL FIRE DEPARTMENT AND LANDLORD. CONTRACTOR TO COORDINATE SIGNAGE TYPE AND LOCATION WITH ARCHITECT.

- HVAC: REFERENCE MECH. DOCUMENTS FOR INFORMATION AND LAYOUT. PROPERLY BALANCE SYSTEM & PROVIDE REPORT TO TENANT.

- PROVIDE MATERIAL & INSTALLATION ALLOWANCE FOR TWO (2) CLASS C FIRE EXTINGUISHERS AS REQUIRED TO MEET LOCAL FIRE OFFICIALS REQUEST AND TO MEET NFPA. CONTRACTOR TO COORDINATE WITH FIRE MARSHALL TO DETERMINE EXACT QUANTITY & LOCATION OF ALL EXTINGUISHERS. ABC, RATING: 10 BC 15 LBS.

- PLUMBING: FIXTURES LOCATED ON ARCHITECTURAL SHEETS FOR GENERAL REFERENCE ONLY. REFER TO PLUMBING SHEETS FOR ROUGH-IN DETAILS.

- FIRE PROTECTION: GENERAL CONTRACTOR IS RESPONSIBLE TO PROVIDE, EXTEND, OR REVISE ALARM SYSTEMS AS REQUIRED TO COMPLY WITH APPLICABLE CODES. COORDINATE WORK WITH OWNER'S REPRESENTATIVES WHERE MODIFYING OR TYING INTO EXISTING SYSTEMS. GENERAL CONTRACTOR SHALL PREPARE REQUIRED DRAWINGS AND OBTAIN BUILDING PERMITS FOR ALARM SYSTEM WORK.

- ALL ELECTRICAL RECEPTACLES TO BE MOUNTED AT MIN. 15" A.F.F. U.N.O. TO CENTERLINE. ALL LIGHT SWITCHES AND THERMOSTATS TO BE MOUNTED AT 48" A.F.F. TO CENTERLINE.

- ELECTRICAL, DATA, AND COMMUNICATIONS OUTLETS ARE PROVIDED FOR REFERENCE ONLY. REFERENCE ELEC. DOCUMENTS FOR ADDITIONAL ELECTRICAL INFORMATION ON SWITCHING, ADDITIONAL OUTLETS, EQUIPMENT ROOM REQUIREMENTS, ETC.

- IF ANY DISCREPANCY EXISTS IN THE PLANS AND SPECIFICATIONS, THE CONTRACTOR IS RESPONSIBLE FOR CLARIFYING WITH THE ARCHITECT. THE ARCHITECT, ONLY, SHALL INTERPRET THE PLANS AND SPECIFICATIONS. THE GENERAL CONTRACTOR SHALL RESOLVE FIELD CONDITIONS NOT SHOWN ON THE DRAWINGS WITH THE ARCHITECT.

Bakery-Cafe:

#2168

SYSTEM: G4 (ARIA)

Project Team:

Professional Seal:



Project Title:

Bakery Cafe#2168
799 LANCASTER DRIVE NE
SUITE 110
SALEM, OR 97301



Consultant Copyright Placeholder



Jeffrey Parker architects

855 28th Street SE, Grand Rapids, MI 49508 | 616-241-0090 | jp-architects.com

No.	Description	Date
1	FOR BIDS & PERMITS	05/31/22

GENERAL NOTES, SYMBOLS, LEGENDS & ABBREVIATIONS

Project Number:

Sheet Number:

#2168

Drawn By:

Author:

Issue Date:

05/24/21

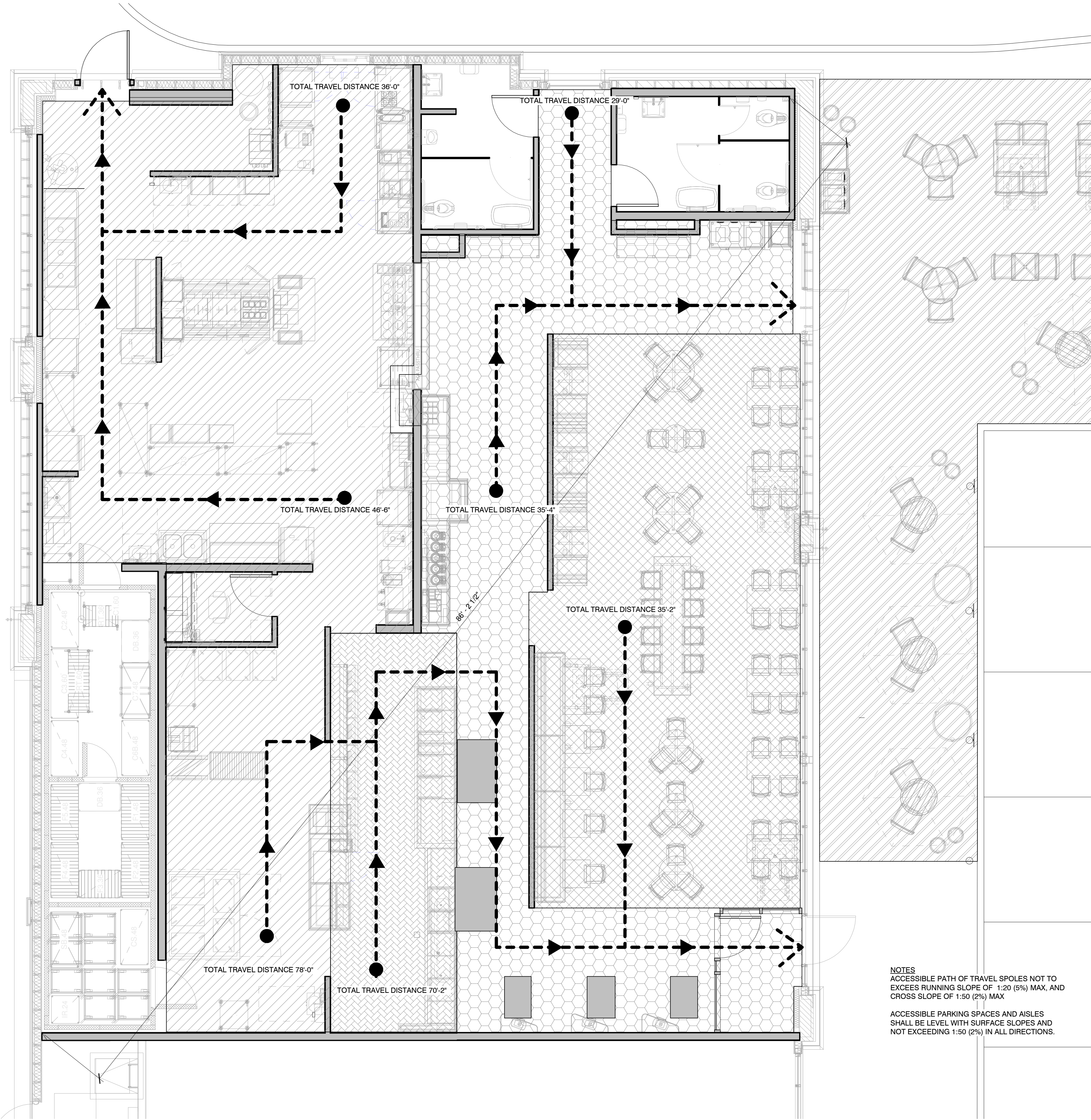
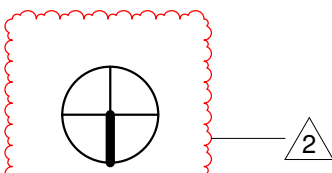
DPM: DM: CPM:

DPM: DM CPM

G011

8/17/2022 2:37:00 PM

PR020-CA V1



NOTES
ACCESSIBLE PATH OF TRAVEL SPOLES NOT TO EXCEEDS RUNNING SLOPE OF 1:20 (5%) MAX, AND CROSS SLOPE OF 1:50 (2%) MAX

ACCESSIBLE PARKING SPACES AND AISLES SHALL BE LEVEL WITH SURFACE SLOPES AND NOT EXCEEDING 1:50 (2%) IN ALL DIRECTIONS.

GENERAL NOTES

- A. TACTILE EXIT SIGNS TO BE MOUNTED BETWEEN 4'-6" AND 5'-0" AFF. ON HINGE SIDE OF ALL EXTERIOR EXIT DOORS.
- B. ONE 2A10BC DRY CHEMICAL FIRE EXTINGUISHER IS REQUIRED FOR EACH 3,000 SQ. FT. OF FLOOR AREA WITH THE TRAVEL DISTANCE NOT TO EXCEED 75 FEET.
- C. ALL EGRESS DOORS SHALL BE READILY OPENABLE FROM THE EGRESS SIDE WITHOUT USE OF KEY OR SPECIAL KNOWLEDGE OR EFFORT.
- D. AT LEAST 5%, BUT NO LESS THAN ONE OF THE SEATING SPACES IN EACH FUNCTIONAL AREA SHALL BE ACCESSIBLE.
CALCULATION FOR NUMBER OF ACCESSIBLE SEATS:
(INTERIOR SEATS) 100 x 5% = 5
(EXTERIOR SEATS) 26 x 5% = 2
- E. ACCESS TO ACCESSIBLE SEATING SPACES SHALL BE PROVIDED BY MAIN AISLES (ACCESSIBLE ROUTE) A MINIMUM WIDTH OF 36".
- F. A MINIMUM OF 30" BY 48" CLEAR FLOOR SPACE SHALL BE PROVIDED AND SHALL NOT OVERLAP THE KNEE SPACE MORE THAN 14".
- G. FIXED TABLES AND COUNTERS: HEIGHT OF TABLES NAD COUNTERS SHALL BE 28" MINIMUM AND 34" MAXIMUM.
- H. MANEUVERING CLEARANCE: A MINIMUM OF 36" x 48" CLEAR FLOOR SPACE SHALL BE PROVIDED. KNEE CLEARANCE SHALL BE AT LEAST 27" HIGH, 30" WIDE AND 10" DEEP.
- I. FINAL EXTINGUISHER LOCATIONS TO BE APPROVED BY FIRE MARSHAL.
- J. FIRE ALARM WORK TO BE COMPLETED BY LANDLORD REQUIRED SUBCONTRACTOR - STONER ELECTRIC, BRANDON HANSON, 503-799-6853

APPLICABLE BUILDING CODES	
BUILDING CODE	2019 OREGON STRUCTURAL SPECIALTY CODE
PLUMBING CODE	2017 OREGON PLUMBING SPECIALTY CODE
ELECTRICAL CODE	2021 OREGON ELECTRICAL SPECIALTY CODE
MECHANICAL CODE	2019 OREGON MECHANICAL SPECIALTY CODE
ENERGY CODE	2019 ZERO ENEGY READY COMMERCIAL CODE
FIRE CODE	2019 OREGON FIRE CODE
ACCESSIBILITY CODE	2018 IBC, CHAPTER 11, ANSI A117.1

BUILDING INFORMATION	
CONSTRUCTION TYPE	TYPE V - B
SPRINKLERED	BUILDING IS SPRINKLERED

LEGEND	
	CIRCULATION AREA
	PATIO AREA
	FIXED SEATING
	SERVING AREA:
	DINING AREA & CAFE
	STANDING ROOM:
	KITCHEN AREA
	MISC. AREA (OVENS, COOLERS, FREEZER):
INTERIOR AREA (NET): 4,000 SQ. FT PATIO AREA: 813 SQ. FT	

ALLOWABLE AREA	
PER 2018 IBC	
PRIMARY OCCUPANCY	A-2 ASSEMBLY
MAXIMUM ALLOWABLE BUILDING AREA	24,000 SF, ACTUAL 12,170
TRAVEL DISTANCE (PER 2018 IBC TABLE 1016.2)	250FT ALLOWED (SPRINKLED) 62 FT ACTUAL

OCCUPANT LOAD				
OCCUPANT LOAD COUNT TABLE PER 2018 IBC TABLE 1004.1.2				
	FUNCTION OF SPACE	OCCUPANT LOAD FACTOR	AREA (SQFT)	OCCUPANTS
DINING AREA	UNCONCENTRATED			
CIRCULATION AREA	UNCONCENTRATED			
KITCHEN	KITCHEN: COMMERCIAL	200	684	3
SERVICE AREA	KITCHEN: COMMERCIAL	200	723	4
STANDING AREA	STANDING AREA			
FIXED SEATING				69 SEATS
BOOTH LENGTHS	COUNT	TOTAL LINEAL LENGTH	LINEAL IN. PER OCC.	TOTAL LINEAL INCHES/ LINEAL IN. PER OCC.
30"			24	
48"			24	
68"			24	
93"			24	
165"			24	
170"			24	
204"			24	

EXTERIOR SEATING				56 SEATS
PATIO			SEAT COUNT	56
TOTAL INTERIOR OCCUPANTS:				76
TOTAL OCCUPANTS (INCLUDING PATIO):				132

EXIT REQUIREMENTS	
PER 2018 IBC SECTION 1015.2.1	
LONGEST INTERIOR DIAGONAL DIMENSION	86'-2"
MIN. DISTANCE BETWEEN DOORWAYS (SPRINKLED)	86'-2"/3 = 28'-7"
ACTUAL DISTANCE BETWEEN CLOSEST DOORWAYS	46'-10"

ALLOWABLE EGRESS WIDTH			
PER 2018 IBC SECTION 1005.3.2			
	OCCUPANTS (IN.)	FACTOR (IN.)	(IN.)
INTERIOR W/ SPRINKLER SYSTEM	76	0.15	11.4
EXTERIOR PATIO SPACE W/OUT SPRINKLER	56	0.20	11.2
MINIMUM EGRESS OPENING WIDTH REQUIRED			32.45
MINIMUM DOOR SIZE (PER 1008.1.1) [CLEAR OPENING]			32.00
	MAIN EXIT (IN.)	SECONDARY (IN.)	TOTAL (IN.)
ACTUAL EGRESS OPENING WIDTH PROVIDED	36	36	72

PLUMBING CALCULATIONS						
2017 OREGON PLUMBING SPECIALTY CODE						
BUILDING OCCUPANCY (TOTAL)	76					
				TOTAL MEN/WOMEN		104.0
				LAVATORIES		
BUILDING ASSEMBLY	MALE	FEMALE	MALE	FEMALE		
A-2	1:100	1:100	1:200	1:200		1 SERVICE SINK
REQUIRED	2	2	1	1		1
PROVIDED	1+1 URNIAL	2	1	1		1

Bakery-Cafe:

#2168

SYSTEM: G4 (ARIA)

Project Team:

Professional Seal:



Project Title:

Bakery Cafe #2168
799 LANCASTER DRIVE NE
SUITE 110
SALEM, OR 97301



Consultant Copyright Placeholder



855 28th Street SE, Grand Rapids, MI 49508 | 616-241-0090 | jp-architects.com

No.	Description	Date
1	FOR BIDS & PERMITS	05/31/22
2	PLAN REVIEW COMMENTS	07/25/22

LIFE SAFETY PLAN

Project Number:

Sheet Number:

#2168

Drawn By:

Author:

Issue Date:

05/24/21

DPM:

DM:

CPM:

DPM

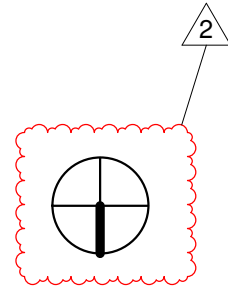
DM

CPM

G131

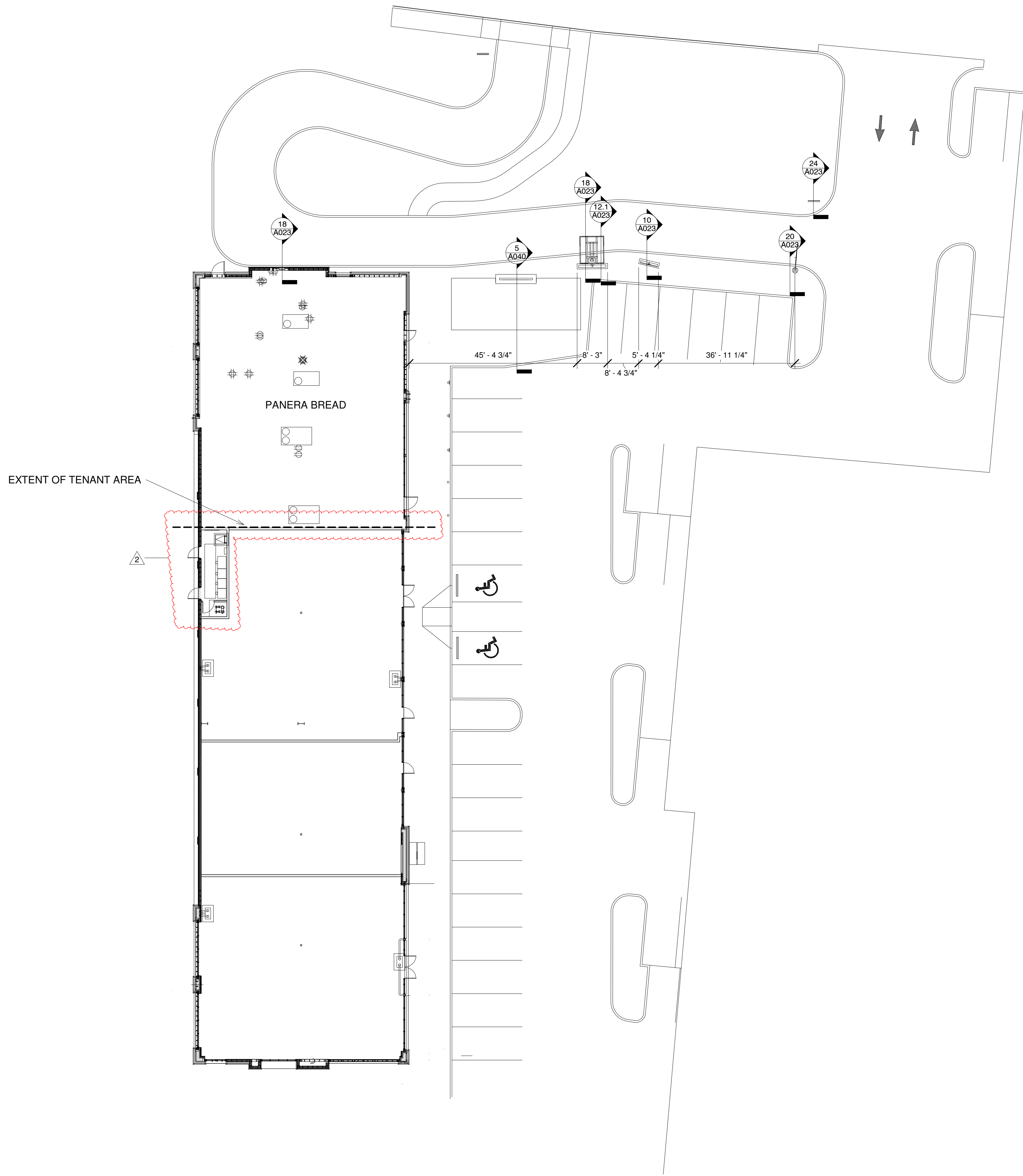
8/17/2022 2:34:12 PM

PR0202-CA V1



24 SITE PLAN
1/16" = 1'-0"

EXTENT OF TENANT AREA



GENERAL NOTES:

- SITE PLAN PROVIDED FOR REFERENCE. REFER TO CIVIL DOCUMENTS FOR ADDITIONAL INFORMATION.
- LANDSCAPE HAS BEEN INTENTIONALLY EXCLUDED FROM THIS SHEET. SEE CIVIL DRAWINGS FOR ALL LANDSCAPE INFORMATION AND REQUIREMENTS.
- ALL WORK SHALL COMPLY WITH THE REGULATION AND ORDINANCES OF SALEM, OR AND ANY OTHER APPLICABLE CODES.
- THE GENERAL CONTRACTOR (G.C.) SHALL CONTACT LOCAL UTILITIES TO VERIFY ALL SIZES, LOCATIONS, AND CONNECTION POINTS FOR ALL UTILITIES AFFECTED.
- ANY CONNECTIONS, DISCONNECTIONS, AND INSTALLATIONS TO LOCAL UTILITIES SHALL BE MADE IN ACCORDANCE WITH APPLICABLE CODES.
- EXTERIOR BUILDING SIGN FURNISHED AND INSTALLED BY OWNER'S SIGN VENDOR. G.C. TO PROVIDE POWER.
- G.C. TO VERIFY EXISTING SITE CONDITIONS PRIOR TO BID. ALSO PROVIDE CONTINUOUS CURB CUTS AND SMOOTH PAVEMENT & CURB TRANSITIONS BETWEEN NEW AND EXISTING CONDITIONS AS REQUIRED FOR SITE WORK AS REQUIRED.
- G.C. SHALL PROVIDE AND INSTALL ELECTRICAL CONDUIT AND STRUCTURAL FOOTINGS FOR ALL NEW SITE DRIVE-THRU SIGNAGE (TYPICAL).
- REFER TO CIVIL DOCUMENTS FOR GENERAL SITE LIGHTING.

KEYED NOTES

Bakery-Cafe:

#2168

SYSTEM: G4 (ARIA)

Project Team:

Professional Seal:



Project Title:

Bakery Cafe #2168
799 LANCASTER DRIVE NE
SUITE 110
SALEM, OR 97301



Consultant Copyright Placeholder



Jeffrey Parker *architects*

855 28th Street SE, Grand Rapids, MI 49508 | 616-241-0090 | jp-architects.com

No.	Description	Date
2	PLAN REVIEW COMMENTS	07/25/22

ARCHITECTURAL SITE PLAN

Project Number:

#2168

Drawn By:

Author:

Issue Date:

05/24/21

DPM:

Sheet Number:

A001


DM:

CPM:

DPM

DM

CPM



Jeffrey Parker *architects*

28th Street SE, Grand Rapids, MI 49508 | 616-241-0090 | jp-architects.com

No.	Description	Date
1	PLAN REVIEW COMMENTS	08/22/22

A040

3	ENLARGED PATIO PLAN
	1/4" = 1'-0"

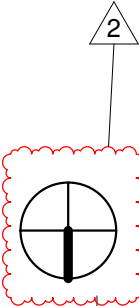
1/4" = 1'-0"

5	PATIO SECTION
	3/4" = 1'-0"

$$\frac{3}{4}'' = 1'-0''$$

8/17/2022 2:34:20 PM

PR020-CA V1



24 FLOOR PLAN - DIMENSIONED
1/4" = 1'-0"



GENERAL NOTES:

- A. PROVIDE 2" AIR SPACE AT SIDE(S) OF OVEN/PROOFER & COOLER/FREEZER (MIN. 3" AT BACK OF OVEN). VERIFY ALL DIMENSIONS & SPECS WITH EQUIPMENT MANUAL. NO FINISH ON WALLS BEHIND OVEN/PROOFER & COOLER/FREEZER (TAPE & PRIME ONLY).
- B. OFFICE AREA TO INCLUDE THE FOLLOWING (SUPPLIED AND INSTALLED BY G.C.): ROUGH-INS FOR PHONE, ALARM, SOUND, & MICROS SYSTEM. SEE ELECTRICAL SHEETS; 2'-0" x CUSTOM LENGTH PLASTIC LAMINATE. ALMOND DESK TOP CLEATED TO WALL, W/ (2) 2" DIA. GROMMETS; (4) 16" DEEP PLASTIC LAMINATE WHITE SHELVES MOUNTED ON HEAVY-DUTY KV STANDARDS W/ ADJUSTABLE BRACKETS.
- C. G.C. TO PROVIDE BLOCKING FOR SUPPORT OF RESTROOM ACCESSORIES AS RECOMMENDED BY MANUFACTURER. SEE INTERIOR ELEVATIONS.
- D. PROVIDE 5/8" CEMENT BACKING BOARD ON ALL KITCHEN, RESTROOM, & OFFICE WALLS FROM FLOOR TO 2'-0" A.F.F. AT WORKROOM WALLS WITH TILE FINISH. PROVIDE CEMENT BOARD TO 6'-0" A.F.F.
- E. PROVIDE 5/8" PLYWOOD BACKING BOARD ON KITCHEN & OFFICE WALLS (2'-0" AFF TO CEILING). SEE PARTITION SCHEDULE FOR WORKROOM WALLS W/ TILE FINISH.
- F. OCCUPANCY LOAD SIGN SUPPLIED AND INSTALLED BY G.C.
- G. G.C. SHALL SUPPLY AND INSTALL RECESSED FIRE EXTINGUISHERS AS REQUIRED BY LOCAL CODES. LOCATION PER LOCAL CODES.
- H. REFERENCE THE FOLLOWING SHEETS: S011 GENERAL NOTES, SYMBOLS, AND LEGENDS AND G021 ACCESSIBILITY GUIDELINES.
- I. ALL DIMENSIONS NOTED ARE FROM FACE OF DRYWALL TO FACE OF DRYWALL.
- J. BOOTH/BANQUETTE SEATING SUPPLIED BY FURNITURE SUPPLIER, INSTALLED BY G.C.
- K. ELECTRICAL EQUIPMENT BY G.C. SEE ELECTRICAL DRAWINGS.
- L. PLUMBING EQUIPMENT BY G.C. SEE PLUMBING DRAWINGS.
- M. G.C. TO PROVIDE & INSTALL 1/4" CLEAR SAFETY GLASS AT SNEEZE GUARDS. VERIFY SIZE OF GLASS W/ SNEEZE GUARD POSTS.
- N. LAP TILE AT OUTSIDE CORNERS, TURN CUT TILE EDGE TOWARD GROUT. ALL EXPOSED EDGES TO BE FACTORY FINISHED.
- O. INTERIOR SLAB TO BE POURED PER LANDLORD'S SHELL STRUCTURAL DRAWINGS W/ 15 MIL STEGO-WRAP VAPOR BARRIER

Bakery-Cafe:

#2168

SYSTEM: G4 (ARIA)

Project Team:

Professional Seal:



Project Title:

Bakery Cafe #2168
799 LANCASTER DRIVE NE
SUITE 110
SALEM, OR 97301



Consultant Copyright Placeholder



Jeffrey Parker *architects*

855 28th Street SE, Grand Rapids, MI 49508 | 616-241-0090 | jp-architects.com

No.	Description	Date
1	FOR BIDS & PERMITS	05/31/22
2	PLAN REVIEW COMMENTS	07/25/22

FLOOR PLAN -
DIMENSIONED

Project Number:

#2168

Drawn By:

Author:

Issue Date:

05/24/21

DPM:

DPM

Sheet Number:

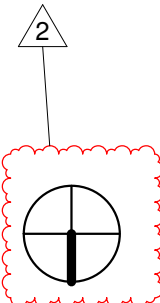
A101

CPM:

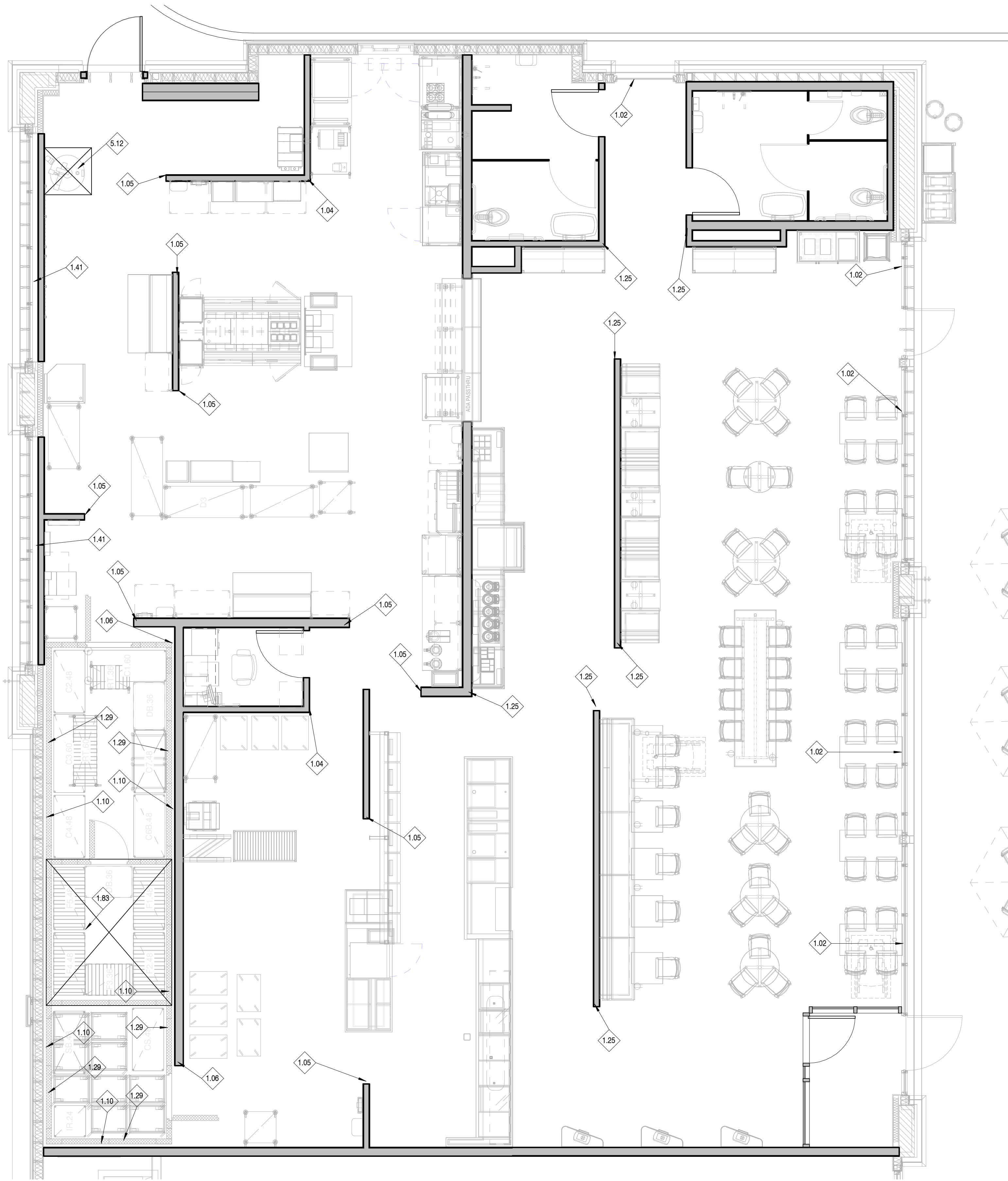
CPM

8/17/2022 2:34:25 PM

PRJ020-CA V1



24 FLOOR PLAN - KEYED NOTES



KEYED NOTES

- 1.02 ROLLER SHADES TO BE INSTALLED - FULL WIDTH OF WINDOW OPENINGS FROM CEILING TO CLOSEST HORIZONTAL MULLION OR 30" AFF (TABLE HEIGHT). SEE FINISH NOTES FOR SPECIFICATION.
- 1.04 STAINLESS STEEL CORNER GUARD (16 GA.- 1 1/2" RETURNS). INSTALL OVER TILE FROM FLOOR TO 8'-0" A.F.F. B.O.H. 7'-0" F.O.H. OR UNDERSIDE OF BULKHEAD/ ARCH. (SUPPLIED & INSTALLED BY G.C.) STOP QUARRY TILE BASE @ BACK EDGE OF CORNER GUARD W/ BULL NOSE EDGE.
- 1.05 STAINLESS STEEL END CAP (16 GA.- 1 1/2" RETURNS). INSTALL OVER TILE FROM FLOOR TO 8'-0" A.F.F. B.O.H. 7'-0" F.O.H. OR UNDERSIDE OF BULKHEAD/ ARCH. (SUPPLIED & INSTALLED BY G.C.) STOP QUARRY TILE BASE @ BACK EDGE OF CORNER GUARD W/ BULL NOSE EDGE.
- 1.06 STAINLESS STEEL CLOSURE PLATE (16GA.) FROM FLOOR TO CEILING OR BOTTOM OF BULKHEAD. SUPPLIED & INSTALLED BY GC.
- 1.10 1" BOSTON-BUMPER GUARDS INSTALLED @ 30" & 60" IN BACK OF HOUSE. SEE INTERIOR ELEV. REFER TO MATERIAL & FINISH LEGEND FOR SPEC.
- 1.25 PROVIDE BULLNOSE CORNERS IN ALL PUBLIC AREAS OF CAFE.
- 1.29 PROVIDE 1" FOAM INSULATION FROM FLOOR TO -8'-0" AFF AT ALL DEMISING WALLS NEXXT TO COOLERS/FREEZERS. DO NOT INSTALL PLYWOOD/FRP BEHIND COOLER/FREEZER.
- 1.41 PROVIDE DARK 3M FILM ON EXTERIOR OF STOREFRONT
- 1.83 FREEZER SLAB. REFER TO ARCH DETAIL 8/A520 FOR FREEZER SLAB EDGE DETAIL.
- 5.12 WATER HEATER LOCATION TO BE LOCATED ON 6" CONCRETE CURB. SEE DETAIL 2.1/A520.

Bakery-Cafe:

#2168

SYSTEM: G4 (ARIA)

Project Team:

Professional Seal:



Project Title:

Bakery Cafe #2168
799 LANCASTER DRIVE NE
SUITE 110
SALEM, OR 97301



Consultant Copyright Placeholder



Jeffrey Parker architects

855 28th Street SE, Grand Rapids, MI 49508 | 616-241-0090 | jp-architects.com

No.	Description	Date
1	FOR BIDS & PERMITS	05/31/22
2	PLAN REVIEW COMMENTS	07/25/22

FLOOR PLAN - KEYED NOTES

Project Number:

Sheet Number:

#2168

Drawn By:

Author:

Issue Date:

05/24/21

DPM:

DM:

CPM:

DPM

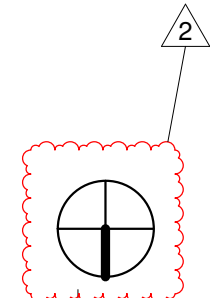
DM

CPM

A102

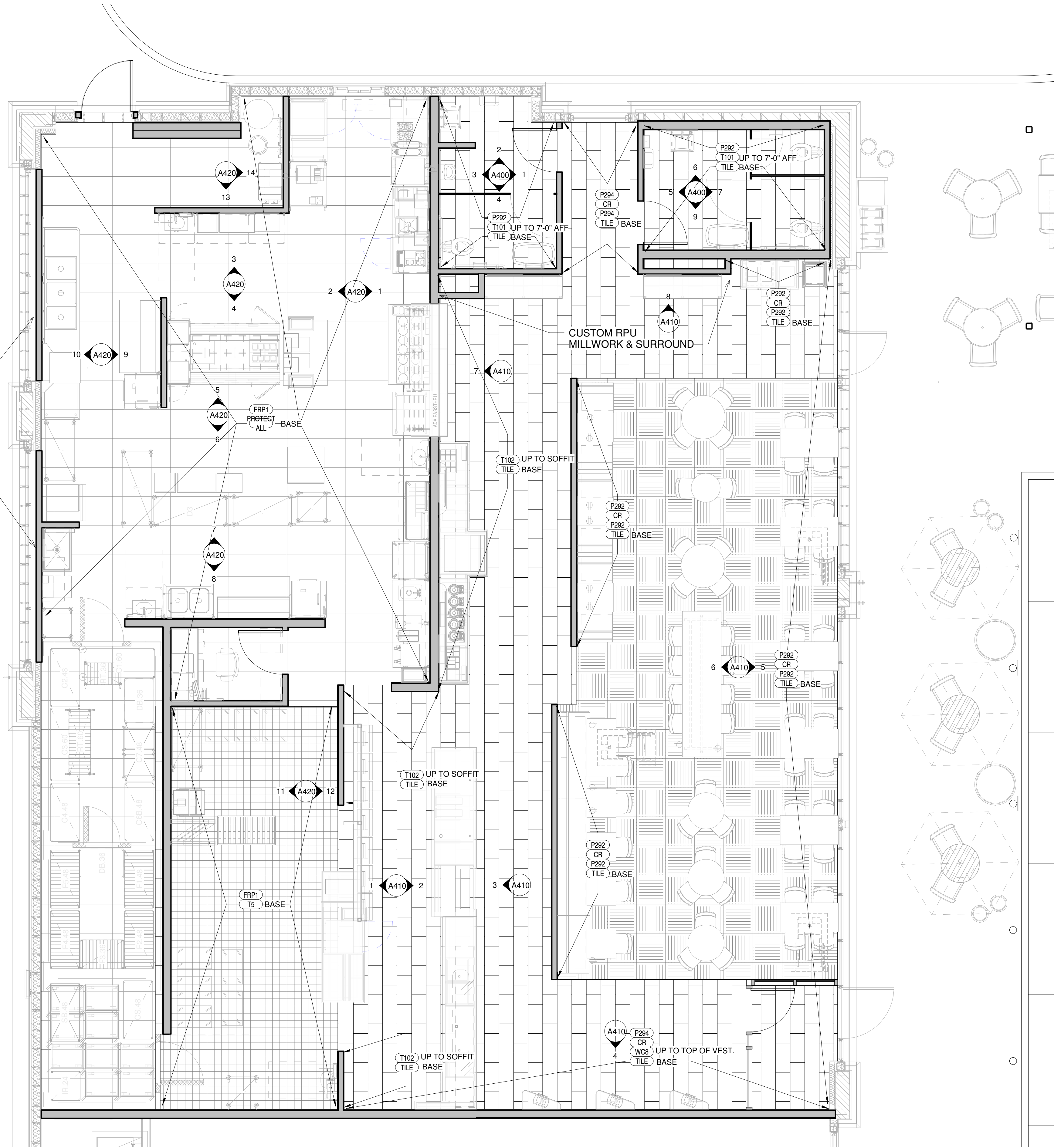
8/17/2022 2:34:46 PM

PR0202-CA V1



24 WALL FINISH PLAN
1/4" = 1'-0"

PAINT TO MATCH
PRATT & LAMBERT
2260 STONEHENGE ON
STOREFRONT SIDE



GENERAL NOTES:

- A. IF THERE IS A CONFLICT BETWEEN THE WALL FINISH PLAN AND INTERIOR ELEVATIONS, PLEASE NOTIFY THE CONSTRUCTION PROJECT MANAGER FOR CLARIFICATION.
- B. REFER TO INTERIOR ELEVATIONS FOR ADDITIONAL WALL FINISH INFORMATION.
- C. REFER TO THE FLOORING DETAILS & SPECIFICATION MANUAL FOR TILE DETAILS & CONCRETE EXPANSION/CONTROL JOINTS.


Bakery-Cafe:

#2168

SYSTEM: G4 (ARIA)

Project Team:

Professional Seal:



Project Title:

Bakery Cafe #2168
799 LANCASTER DRIVE NE
SUITE 110
SALEM, OR 97301



Consultant Copyright Placeholder



Jeffrey Parker architects

855 28th Street SE, Grand Rapids, MI 49508 | 616-241-0090 | jp-architects.com

No.	Description	Date
1	FOR BIDS & PERMITS	05/31/22
2	PLAN REVIEW COMMENTS	07/25/22

WALL FINISH PLAN

Project Number:

#2168

Drawn By:

Author:

Issue Date:

05/24/21

DPM:

DPM

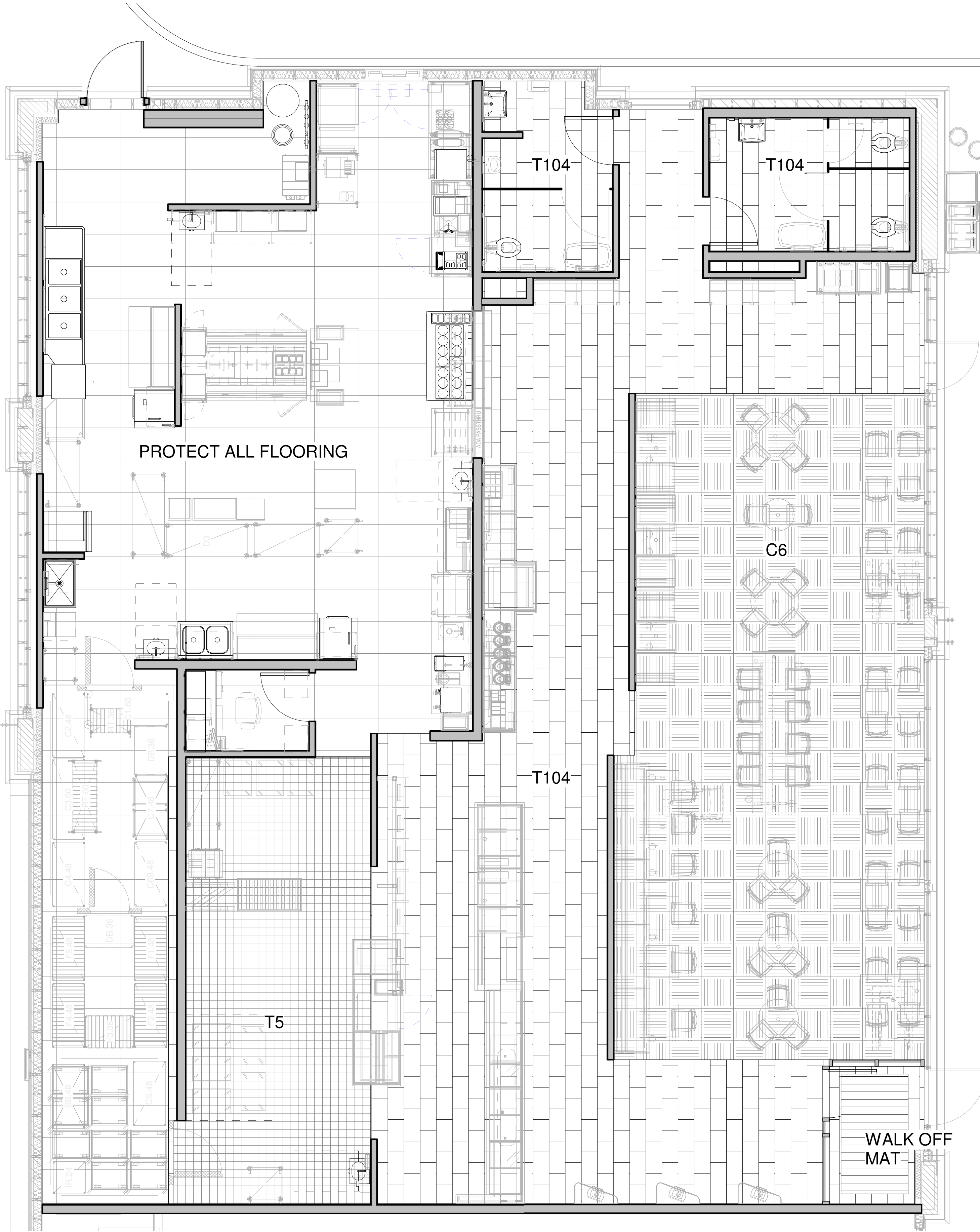
Sheet Number:

A120

CPM:

CPM

8/17/2022 2:35:15 PM



GENERAL NOTES:

- A. NEW FLOOR TILES ARE TO BE INSTALLED AS INDICATED ON PLAN WITH FULL TILES WHEREVER POSSIBLE. SEE FINISH SCHEDULE FOR SPECIFICATIONS.
- B. ALL FLOOR FINISHES SHALL BE INSTALLED WITH TOP EDGES LEVEL W/ ADJACENT MATERIAL TOP EDGES. CONFIRM TILE THICKNESS AS THESE MAY VARY. CONFIRM THAT NO OVERALL FLOATING OF FLOOR IS REQUIRED.
- C. COORDINATE FLOORING TRANSITIONS & BASE TILE INSTALLATION W/ MILLWORK SHOP DRAWINGS & FIELD CONDITIONS.
- D. ALL THRESHOLDS SHALL HAVE A MAX HEIGHT OF 1/2" ABOVE EXISTING CONCRETE SLAB &/OR INTERIOR FINISHES.
- E. SEE FINISH SCHEDULE ON SHEET A531 FOR SPECS OF ALL FLOOR COVERINGS.
- F. TILE TRANSITION BETWEEN ROOMS TO BE CENTERED ON DOOR FRAME.
- G. SEE PLUMBING DRAWINGS FOR DIMENSIONS & LOCATIONS OF FLOOR DRAINS & FLOOR SINKS.
- H. INTERIOR SLAB TO BE POURED PER LANDLORD'S SHELL STRUCTURAL DRAWINGS W/ 15 MIL STEGO-WRAP VAPOR BARRIER

KEYED NOTES

Bakery-Cafe:

#2168

SYSTEM: G4 (ARIA)

Project Team:

Professional Seal:



Project Title:

FOR BIDS & PERMITS
Bakery Cafe #2168
799 LANCASTER DRIVE NE
SUITE 110
SALEM, OR 97301



Consultant Copyright Placeholder



Jeffrey Parker *architects*

855 28th Street SE, Grand Rapids, MI 49508 | 616-241-0090 | jp-architects.com

No.	Description	Date
1	FOR BIDS & PERMITS	05/31/22
2	PLAN REVIEW COMMENTS	07/25/22

FLOOR FINISH PLAN

Project Number:

#2168

Drawn By:

Author:

Issue Date:

05/24/21

DPM:

Sheet Number:

A121

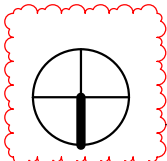
DM:

CPM:

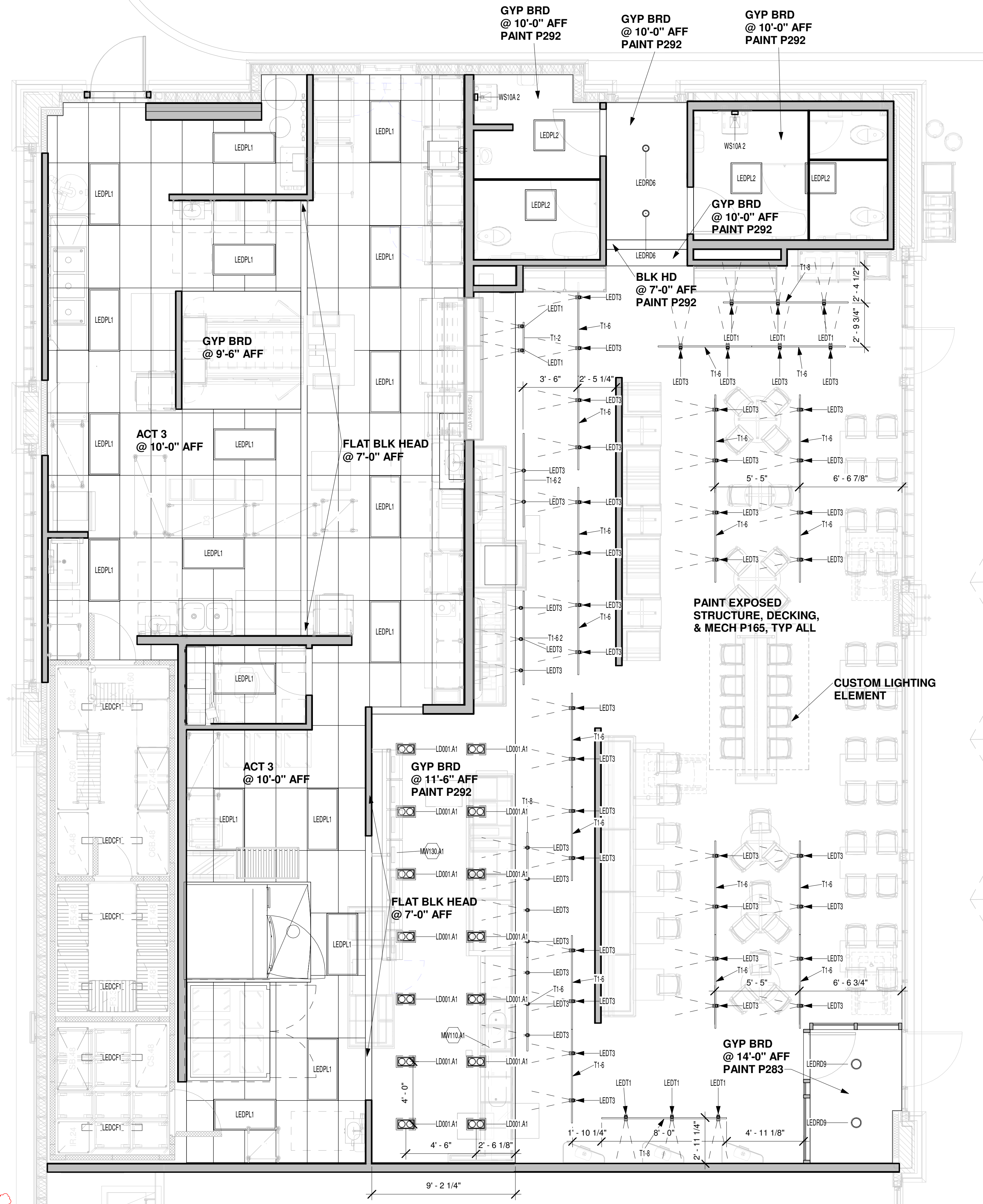
CPM

8/17/2022 2:35:20 PM

PR020-CA V1



24 REFLECTED CEILING PLAN
1/4" = 1'-0"



GENERAL NOTES:

- G.C. SHALL CONFIRM ALL CEILING HEIGHTS. NOTIFY OWNER/ARCHITECT IF SPECIFIED HEIGHTS CANNOT BE ACHIEVED.
- SEE ELECTRICAL DRAWINGS FOR POWER & CIRCUIT.
- TRACK SPECIFICATION AS INDICATED ON FIXTURE SCHEDULE ONE 20 AMP CIRCUIT REQUIRED FOR EACH 20 FT. SECTION OF TRACK. LENGTH OF TRACK AS INDICATED BY (X) ON PLAN.
- ALL FIXTURES TO BE CENTERED IN 2X2 CEILING TILE (U.N.O.).
- ALL FIXTURES TO BE PROVIDED BY, RECEIVED, STORED & INSTALLED BY ELECTRICAL CONTRACTOR.
- (6) WEEK LEAD TIME ON THE ACOUSTICAL CEILING TILES & CEILING GRID.
- ALL FIXTURES TO BE OBTAINED THROUGH NATIONAL ACCOUNT FROM APPROVED PANERA, LLC VENDOR.
- SEE FINISH SCHEDULE FOR ACOUSTICAL CEILING TILE SPECIFICATIONS (ACT).
- ELECTRICAL CONTRACTOR SHALL SUPPLY 10% ADDITIONAL SPARE, OF ALL LAMP TYPES, TO BE LEFT AT JOB SITE AT END OF JOB.
- MECHANICAL SYSTEM DIFFUSERS NOT SHOWN THIS SHEET & SHALL BE COORDINATED BY G.C. PRIOR TO CONSTRUCTION. SEE MECHANICAL SHEETS FOR LOCATIONS.
- G.C. TO SUPPLY (1) UNOPENED CASE OF EACH TYPE OF CEILING TILE USED.
- WHERE APPLICABLE, PENDANTS SHALL BE CENTERED OVER TABLES.
- WHERE APPLICABLE, PANERA VENDOR TO EXTEND SPEAKER SYSTEM INTO EXPANSION AREA; CONNECT INTO EXISTING SYSTEM.
- MAIN DINING AREA TO BE EXPOSED STRUCTURE TO BE PAINTED P165. ALL EXPOSED DUCTWORK TO BE PAINTED TO MATCH EXPOSED STRUCTURE.
- ALL LIGHTING CONDUIT TO BE RIGID, PAINTED TO MATCH EXPOSED STRUCTURE.
- G.C. TO PLACE BOTTOM OF TRACK AT TRACK LIGHTING AT 11'-0" A.F.F. TYPICAL AT EXPOSED CEILING TO DECK.

KEYED NOTES

TYPICAL FIXTURE MOUNTING HEIGHTS:

- PENDANTS AT FIXED BOOTH TABLES & GATHERING TABLES: 30" ABOVE TABLE TOP TO BOTTOM OF FIXTURE.
- PENDANTS AT MOVABLE TABLES & TABLES AT BANQUETTES: 6'-8" A.F.F. TO BOTTOM OF FIXTURE.
- SPECIALTY PENDANT INSTALLATIONS AT HIGH CEILINGS: REFER TO PLANS/ ELEVATIONS FOR FURTHER INFORMATION
- LIGHT TRACK: 11'-0" A.F.F. TO BOTTOM OF TRACK
- SPEAKERS: 11'-0" A.F.F. TO BOTTOM OF SPEAKER
- WALL SCONCES: REFER TO PLANS/ELEVATIONS FOR FURTHER INFORMATION

RCP LEGEND

- ACT 3 - (BACK OF HOUSE)
- ACT1, ACT2 - (FRONT OF HOUSE)
- CENTER RECESSED LIGHT FIXTURES WITHIN CEILING TILE
- HATCH DENOTES DRYWALL CEILING/BULKHEAD
- DENOTES TRANSITION BETWEEN ACT1 & ACT2

Bakery-Cafe:

#2168

SYSTEM: G4 (ARIA)

Project Team:

Professional Seal:



Project Title:

Bakery Cafe #2168
799 LANCASTER DRIVE NE
SUITE 110
SALEM, OR 97301



Consultant Copyright Placeholder



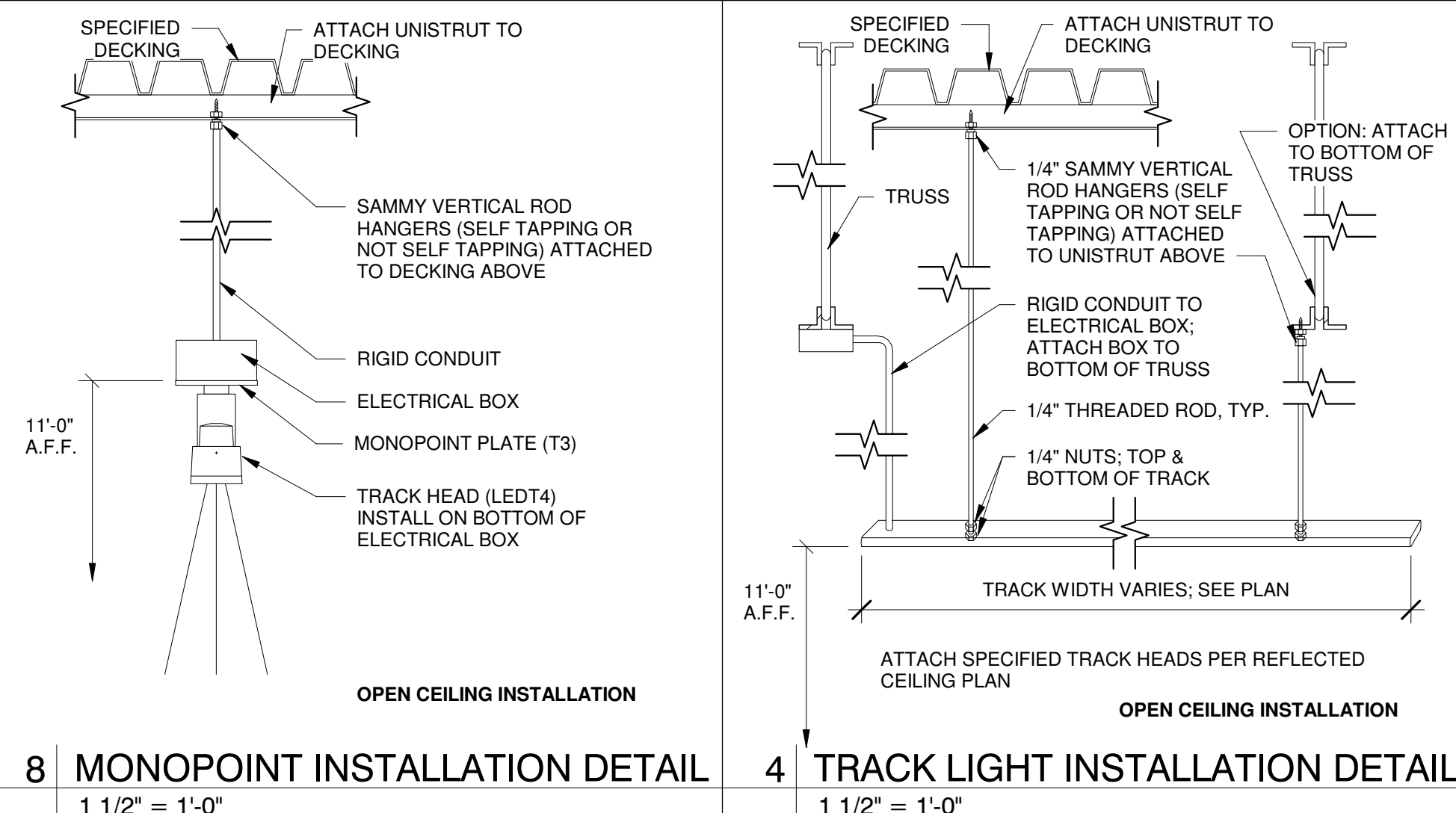
855 28th Street SE, Grand Rapids, MI 49508 | 616-241-0090 | jp-architects.com

No.	Description	Date
1	FOR BIDS & PERMITS	05/31/22
2	PLAN REVIEW COMMENTS	07/25/22

REFLECTED CEILING PLAN

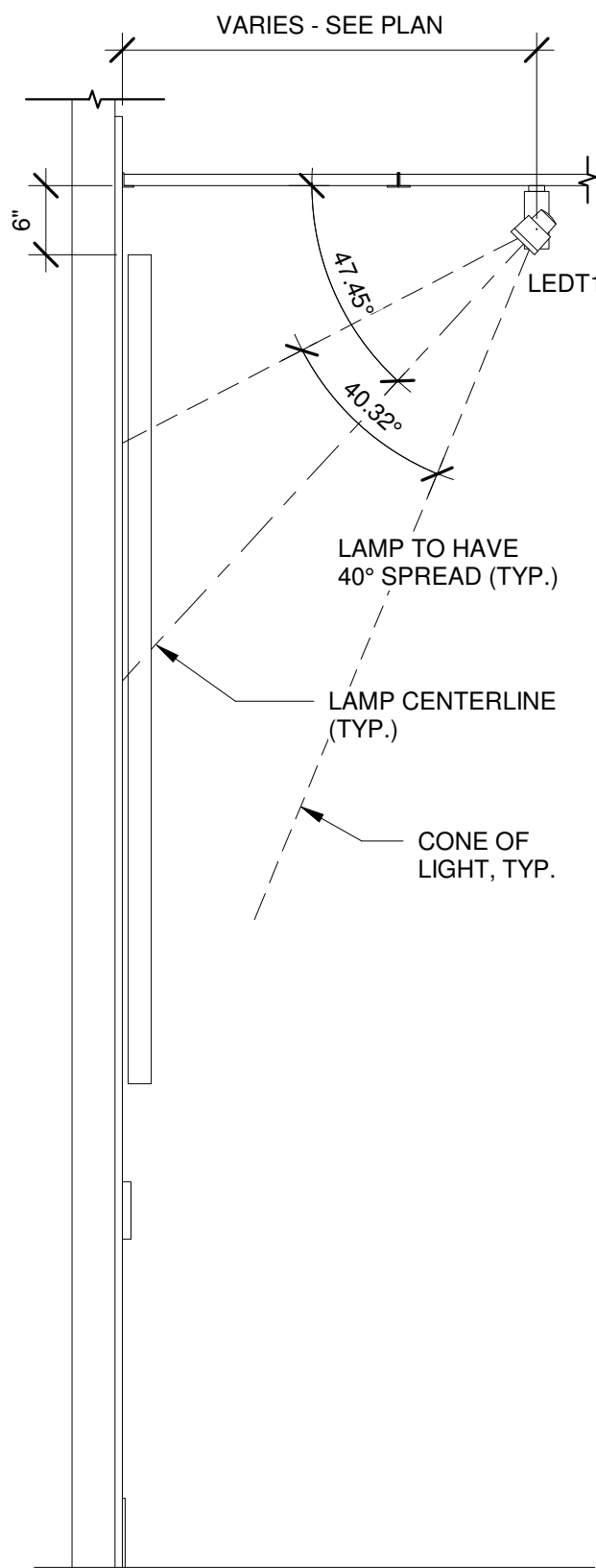
Project Number: **#2168**
Sheet Number: **A130**
Drawn By: _____
Author: _____
Issue Date: **05/24/21**
DPM: _____ DM: _____ CPM: _____

TYPICAL STEEL STUD CEILING JOIST SCHEDULE				
NOTES:				
1. CEILING JOIST AT 24" O.C. MAXIMUM.				
2. CONTINUOUS BRIDGING TOP AND BOTTOM OF JOIST WITH 1 #10 S.M. SCREW PER JOIST SHALL BE PROVIDED AT INTERVALS NOT TO EXCEED 'S' (SPACING). BRIDGING MAY BE OMITTED ON SIDES WITH CONTINUOUS SHEATHING.				
3. IF JOIST SPANS ARE ENCOUNTERED IN EXCESS OF THOSE TABULATED BELOW, NOTIFY THE STRUCTURAL ENGINEER.				
4. JOISTS DESIGNED FOR 5 PSF DEAD LOAD AND 10 PSF LIVE LOAD. IF LOADS ENCOUNTERED ARE GREATER, NOTIFY THE STRUCTURAL ENGINEER.				
5. S.M. (SHEET METAL) SCREWS PER G.S.N.				
6. FOR ADDITIONAL INFORMATION, SEE TYPICAL STEEL STUD DETAILS, G.S.N. AND ARCHITECTURAL DRAWINGS.				
JOIST SIZE	MAXIMUM SPAN	MAXIMUM SPACING 'S'	STEEL TRACK @ MASONRY WALL	STEEL TRACK STUD WALL
362S137-33	8'-0"	4'-0"	350T125-43 W/ 3/4" OC ANCHOR BOLTS @ 32"	350T125-43 W/ 2-#10 S.M. SCREWS PER STUD
600S137-33	10'-0"	5'-0"	600T125-43 W/ 3/4" OC ANCHOR BOLTS @ 32"	600T125-43 W/ 2-#10 S.M. SCREWS PER STUD
800S137-33	16'-0"	6'-0"	800T125-43 W/ 3/4" OC ANCHOR BOLTS @ 32"	800T125-54 W/ 3-#10 S.M. SCREWS PER STUD

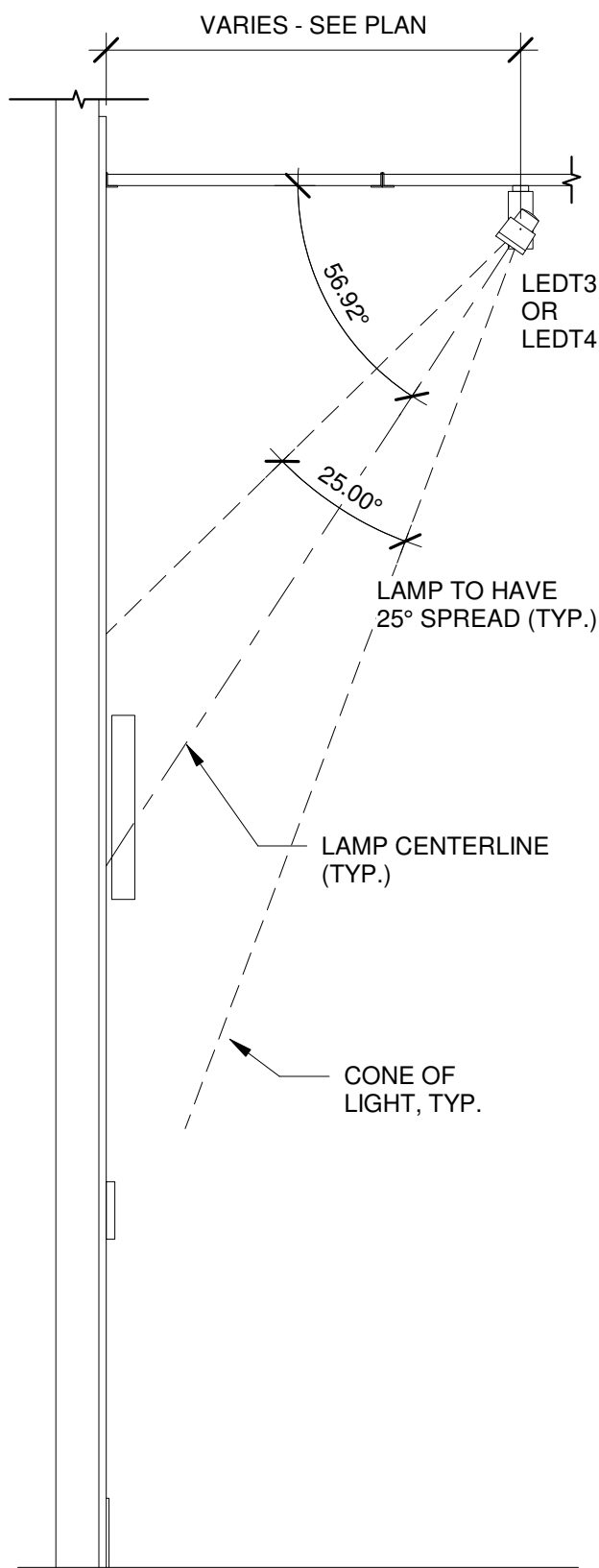


8/17/2022 2:35:24 PM

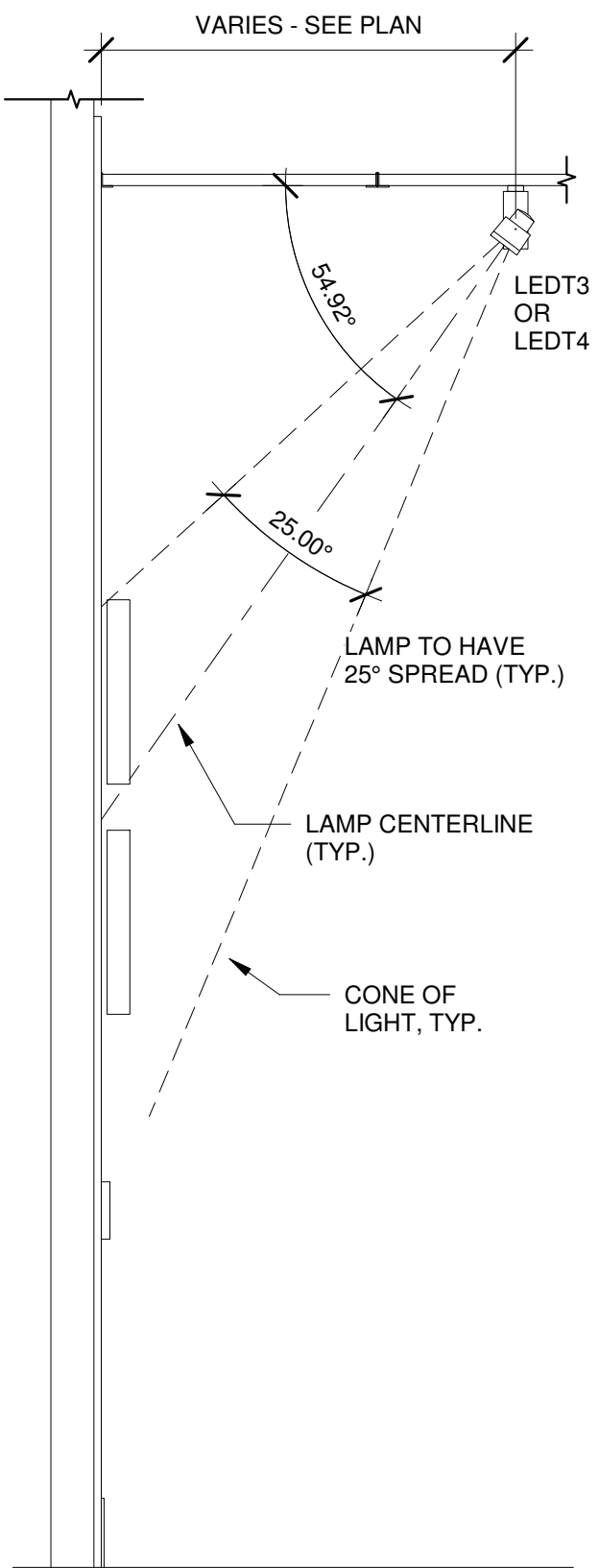
ART LIGHTING:
40 DEGREE HEADS
LEDT5 OR LEDT6



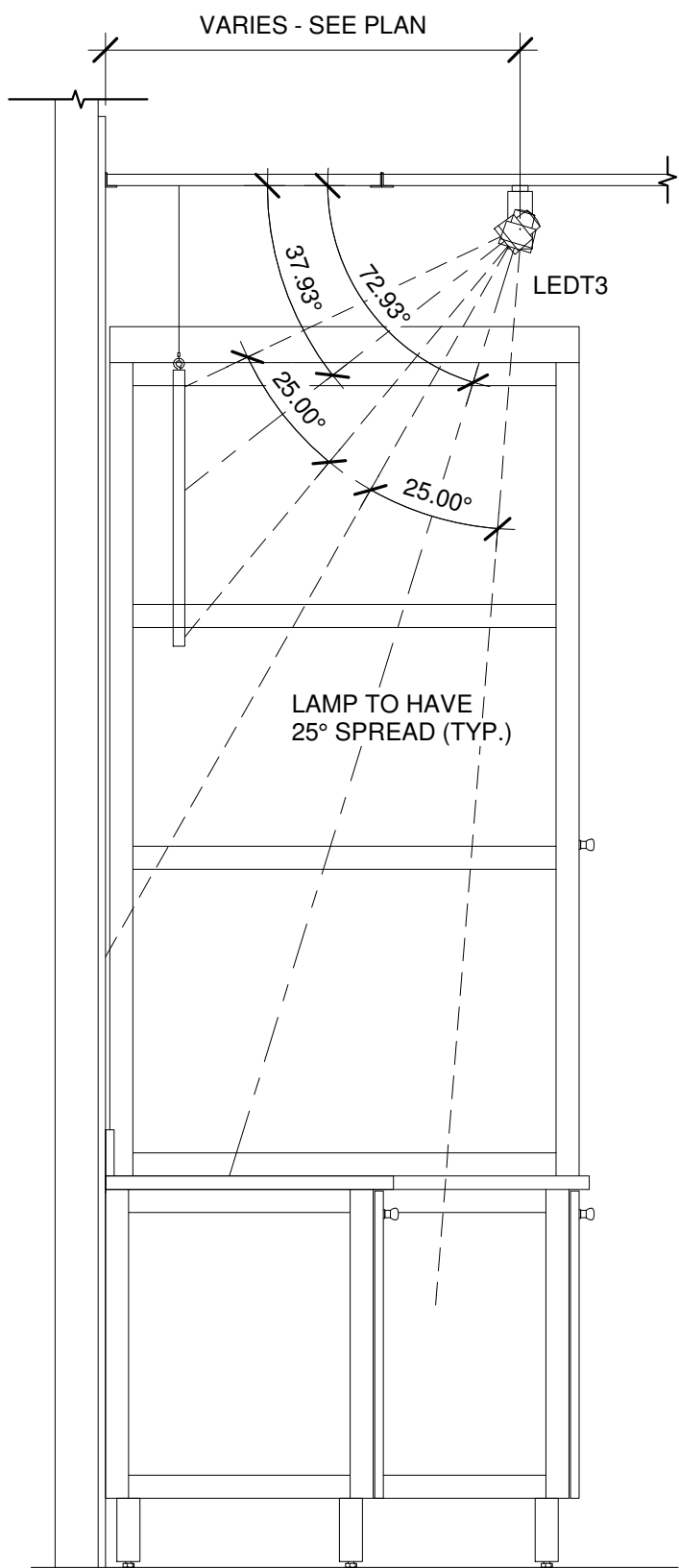
ALL FOCAL ART - HEIGHTS VARY



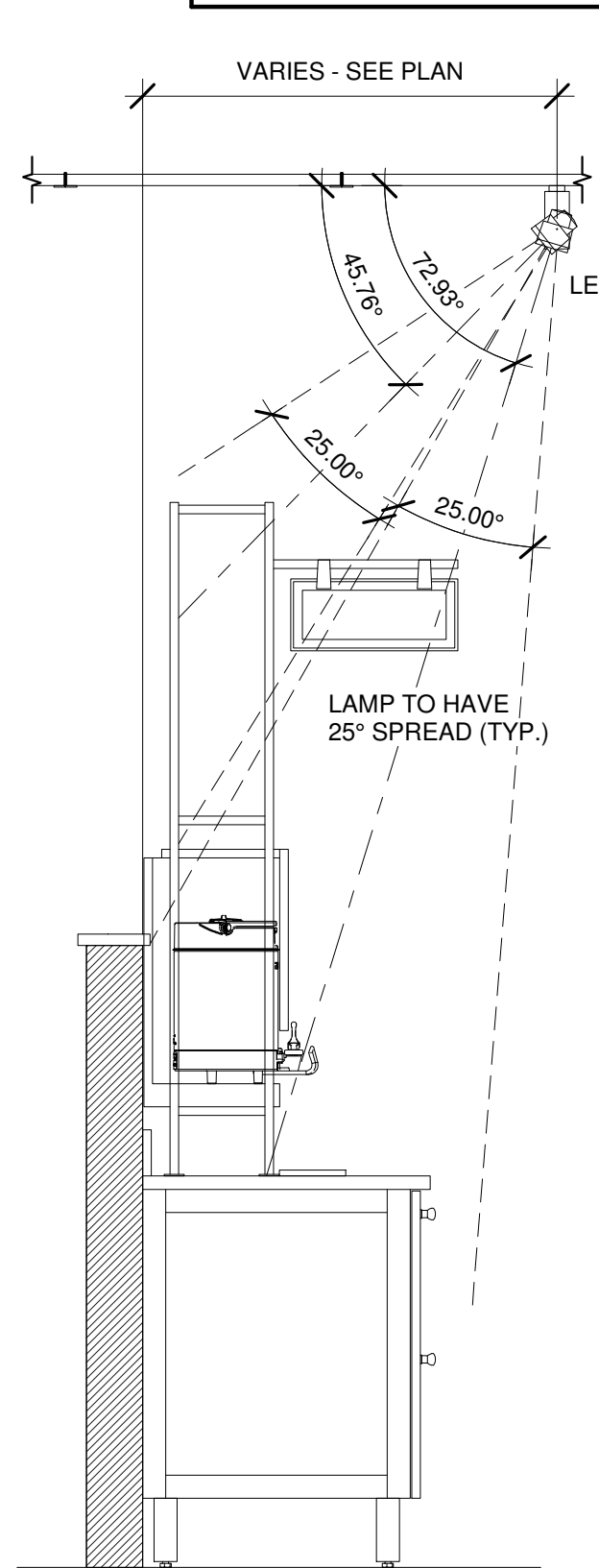
ALL INDIVIDUAL ARTWORK



ALL STACKED ARTWORK



COLD BEVERAGE BAR



HOT BEVERAGE BAR

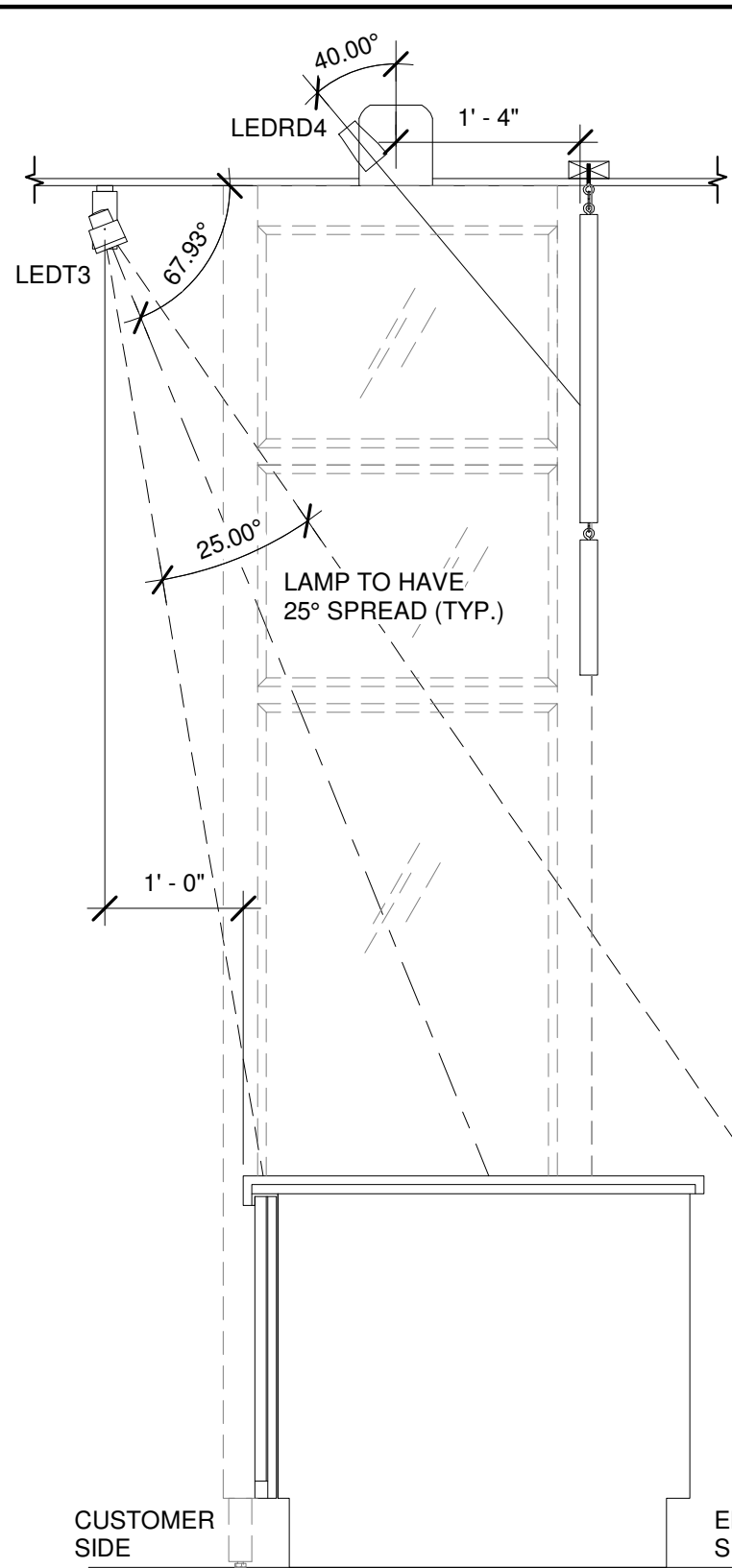
GENERAL NOTES:

A. GENERAL CONTRACTOR IS RESPONSIBLE FOR PLACING ALL DIRECTIONAL LIGHTING AS INDICATED ON THE ENCLOSED DIAGRAMS/SECTIONS PRIOR TO OPERATIONS TURNOVER. REFER TO REFLECTED CEILING PLANS FOR ADDITIONAL INFORMATION.

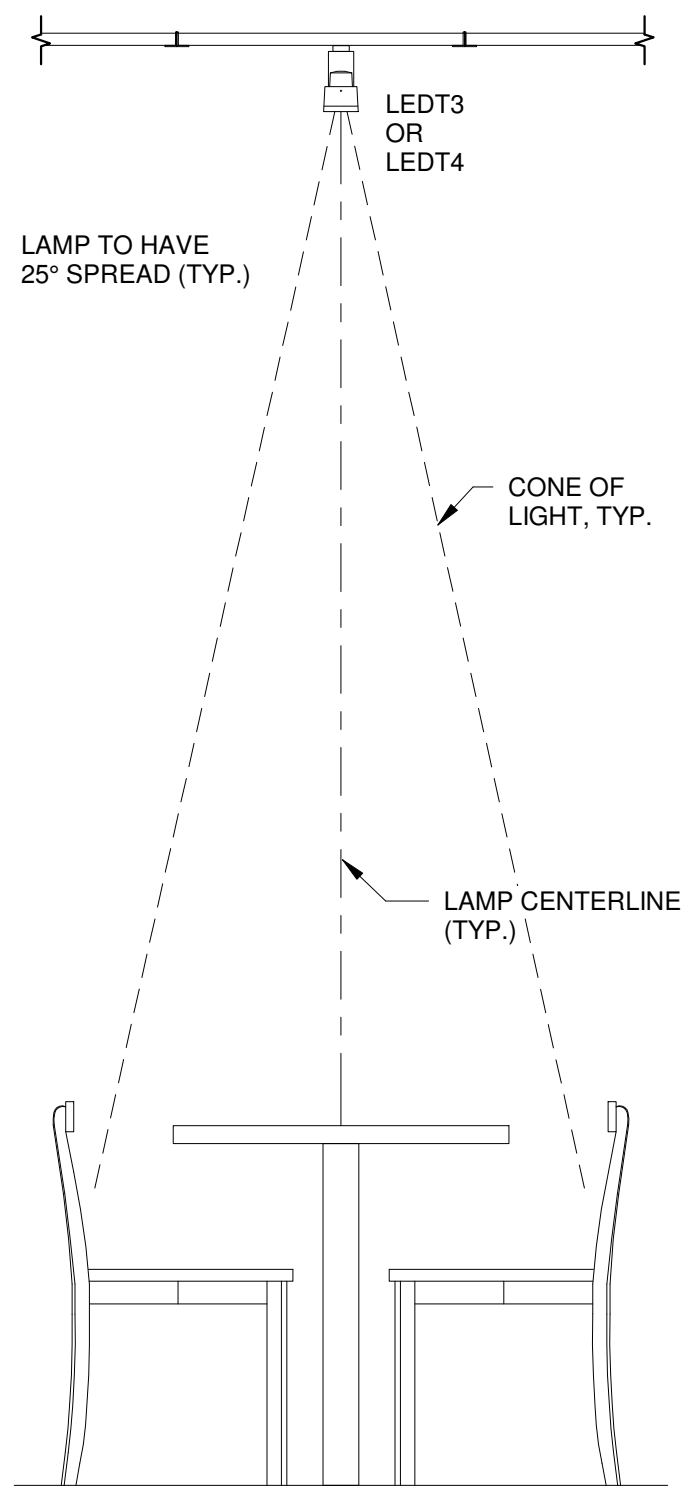
B. CENTER TRACK FIXTURES ON TRACK, ALLOW EQUAL SPACES BETWEEN FIXTURES

C. FOR INSTALLATION PURPOSES ONLY

D. IF THERE IS CONFLICT BETWEEN THE AIMING DIAGRAMS AND INTERIOR ELEVATIONS, PLEASE NOTIFY THE CONSTRUCTION PROJECT MANAGER FOR CLARIFICATION.



BAKERY CASEWORK & MENUS



FLOATING TABLE SPOT LIGHT

Bakery-Cafe:

#2168

SYSTEM: G4 (ARIA)

Project Team:

Professional Seal:



Project Title:

Bakery Cafe #2168
799 LANCASTER DRIVE NE
SUITE 110
SALEM, OR 97301



Consultant Copyright Placeholder



Jeffrey Parker architects

655 28th Street SE, Grand Rapids, MI 49508 | 616-241-0090 | jp-architects.com

No.	Description	Date
1	FOR BIDS & PERMITS	05/31/22

LIGHT AIMING DETAILS

Project Number:

Sheet Number:

#2168

Drawn By:

Author:

Issue Date:

05/24/21

DPM:

DM:

CPM:

DPM

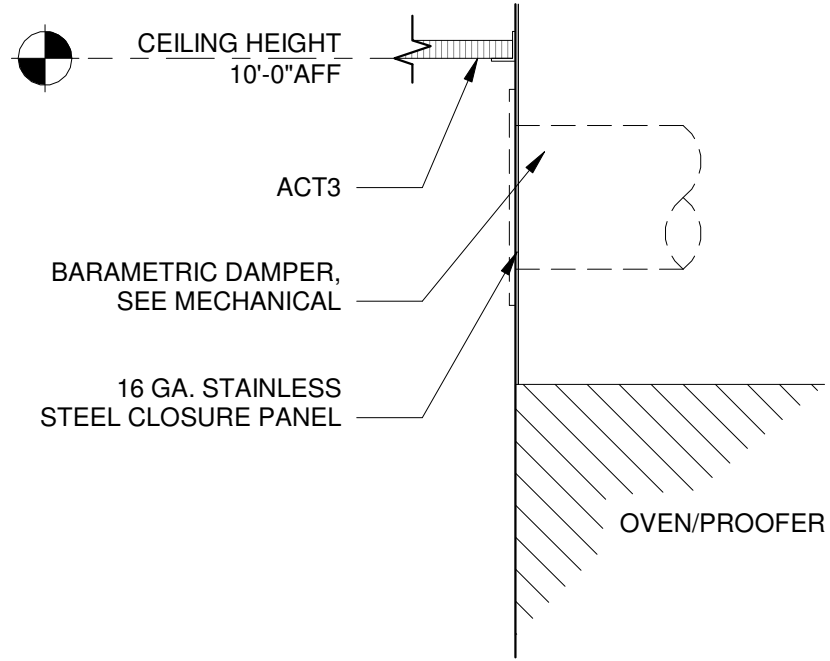
DM

CPM

A132

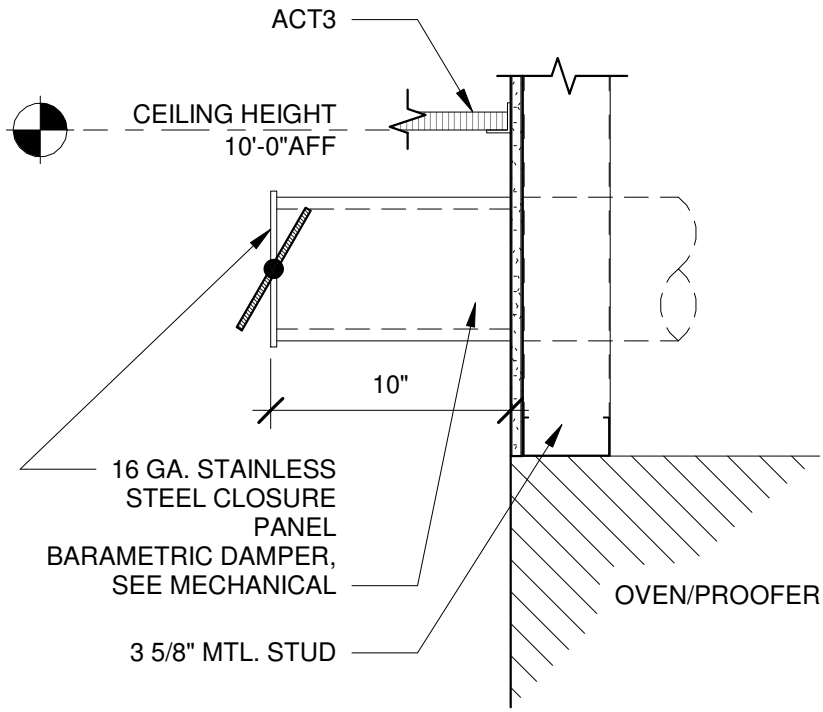
8/17/2022 2:35:27 PM

PR020-CA V1



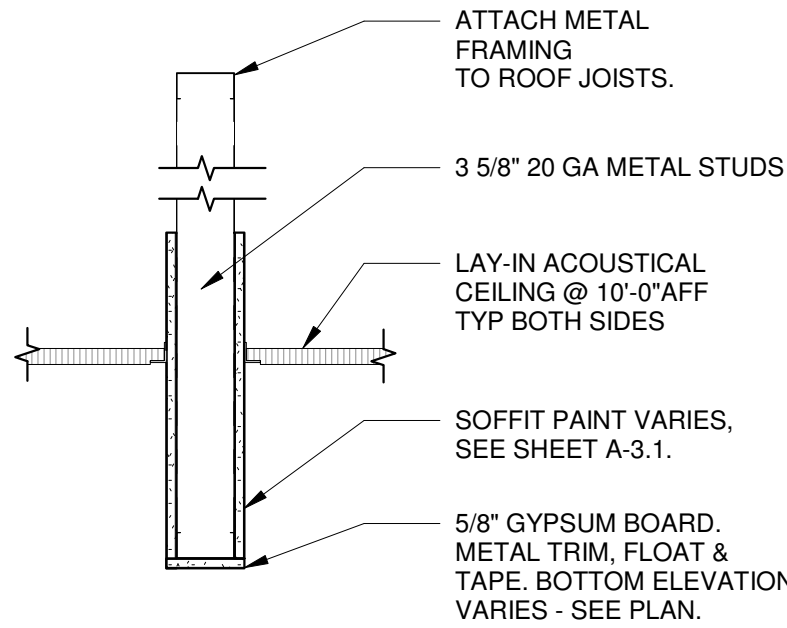
9 PROOFER SIDE WALL DETAIL

1 1/2" = 1'-0"



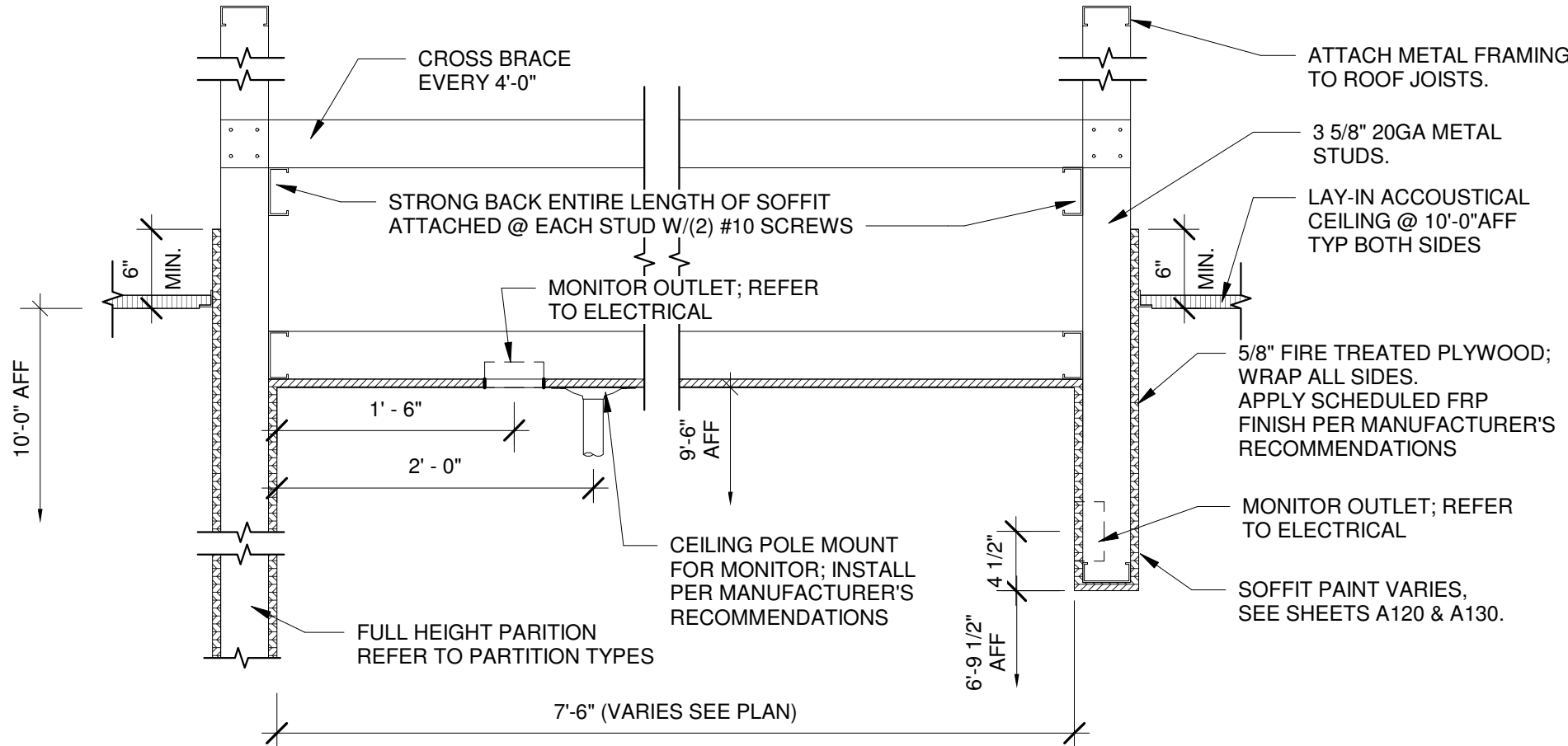
5 OVEN SIDE WALL DETAIL

1 1/2" = 1'-0"



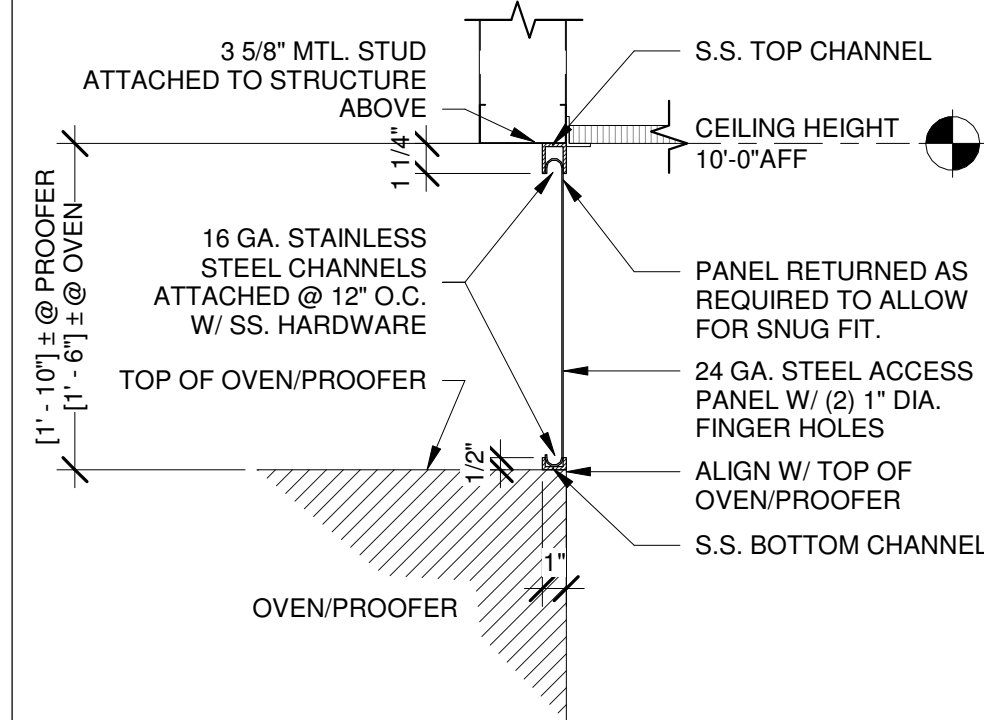
1 BULKHEAD DETAIL

1" = 1'-0"



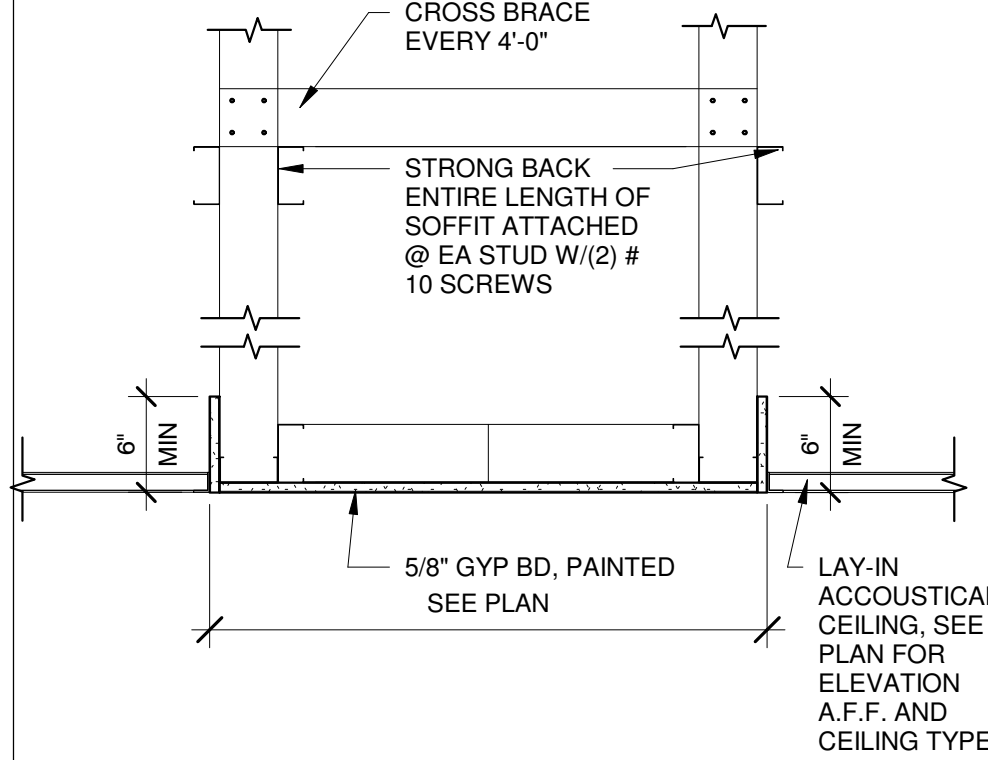
14 T-LINE BULKHEAD DETAIL

1" = 1'-0"



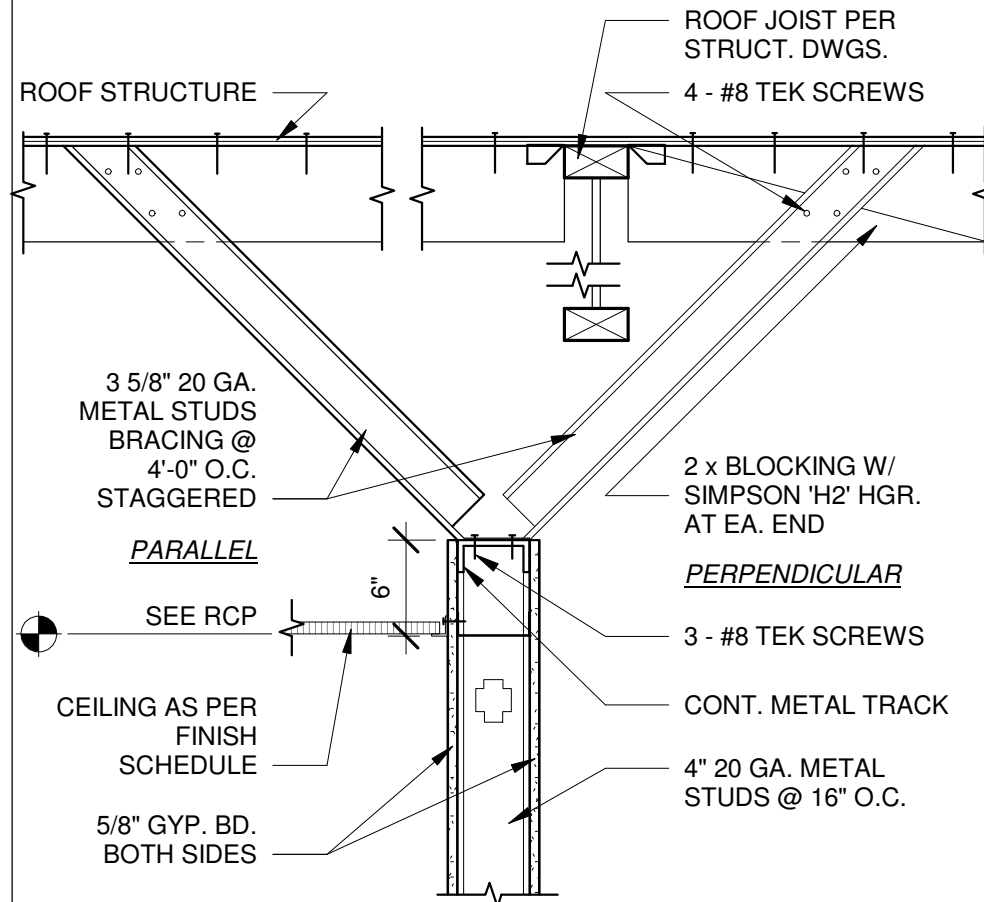
6 OVER/PROOFER HEAD DETAIL

1 1/2" = 1'-0"



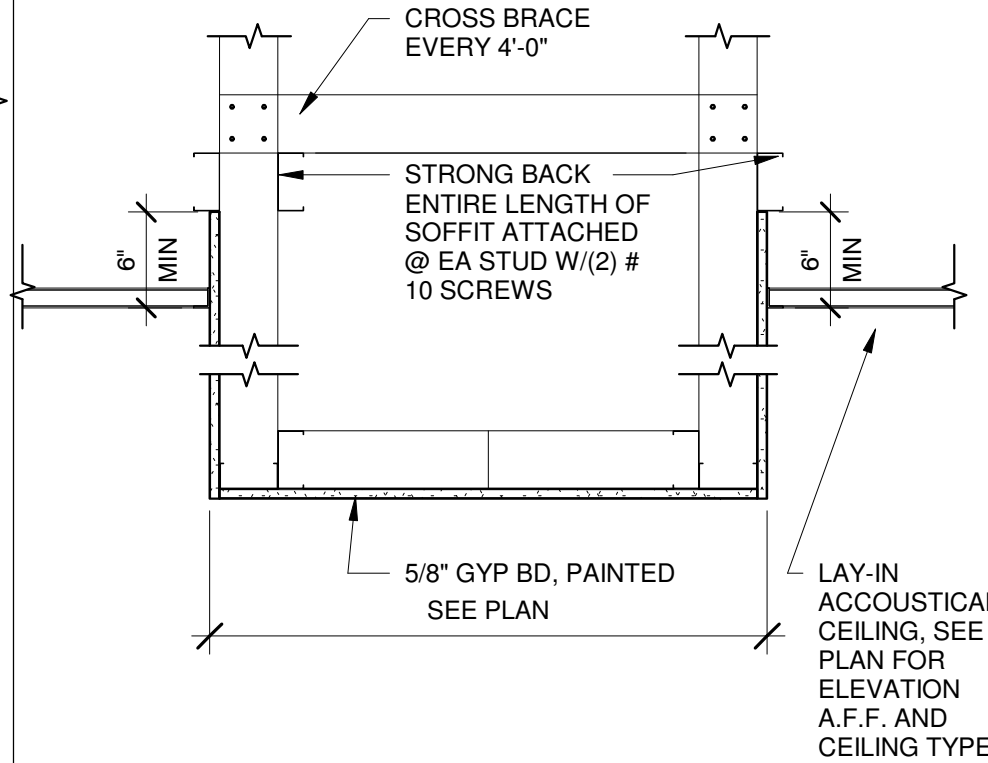
2 SECTION @ SOFFIT

1" = 1'-0"



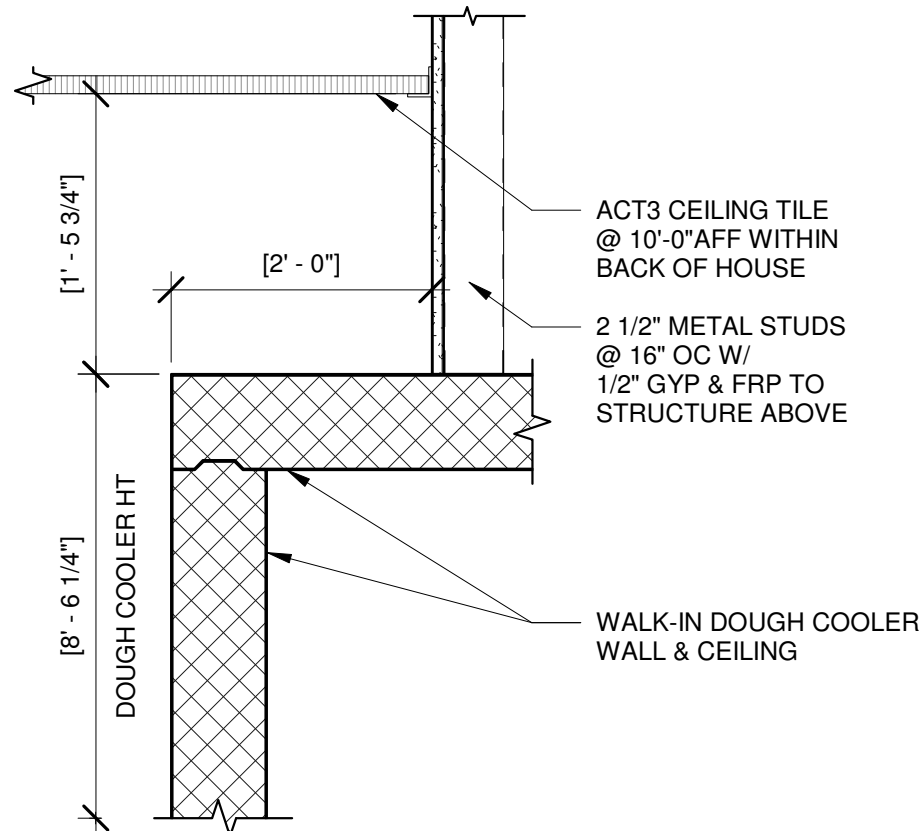
7 BRACING DETAIL

1" = 1'-0"



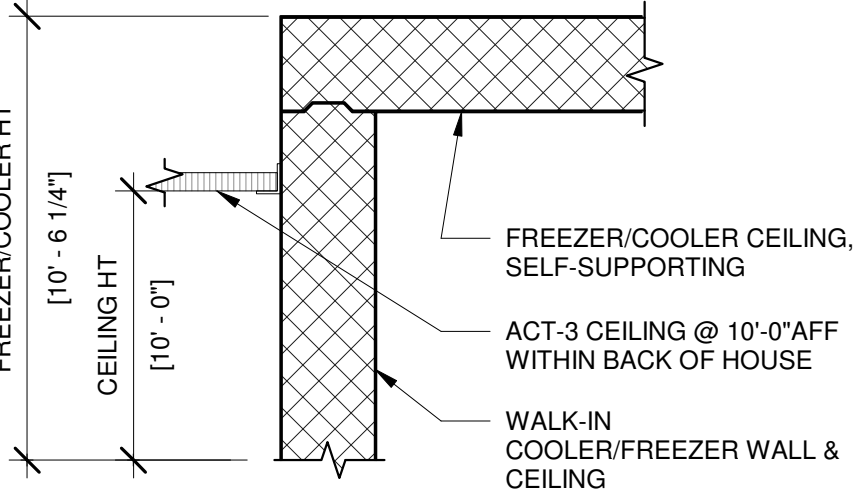
3 SECTION @ SOFFIT

1" = 1'-0"



8 DOUGH COOLER HEAD DETAIL

1 1/2" = 1'-0"



4 COOLER/FREEZER HEAD DETAIL

1 1/2" = 1'-0"

Bakery-Cafe:

#2168

SYSTEM: G4 (ARIA)

Project Team:

Professional Seal:



Project Title:

Bakery Cafe#2168
799 LANCASTER DRIVE NE
SUITE 110
SALEM, OR 97301



Consultant Copyright Placeholder



Jeffrey Parker architects

855 28th Street SE, Grand Rapids, MI 49508 | 616-241-0090 | jp-architects.com

No.	Description	Date
1	FOR BIDS & PERMITS	05/31/22

CEILING DETAILS

Project Number:

Sheet Number:

#2168

Drawn By:

Author:

Issue Date:

05/24/21

DPM:

DM:

CPM:

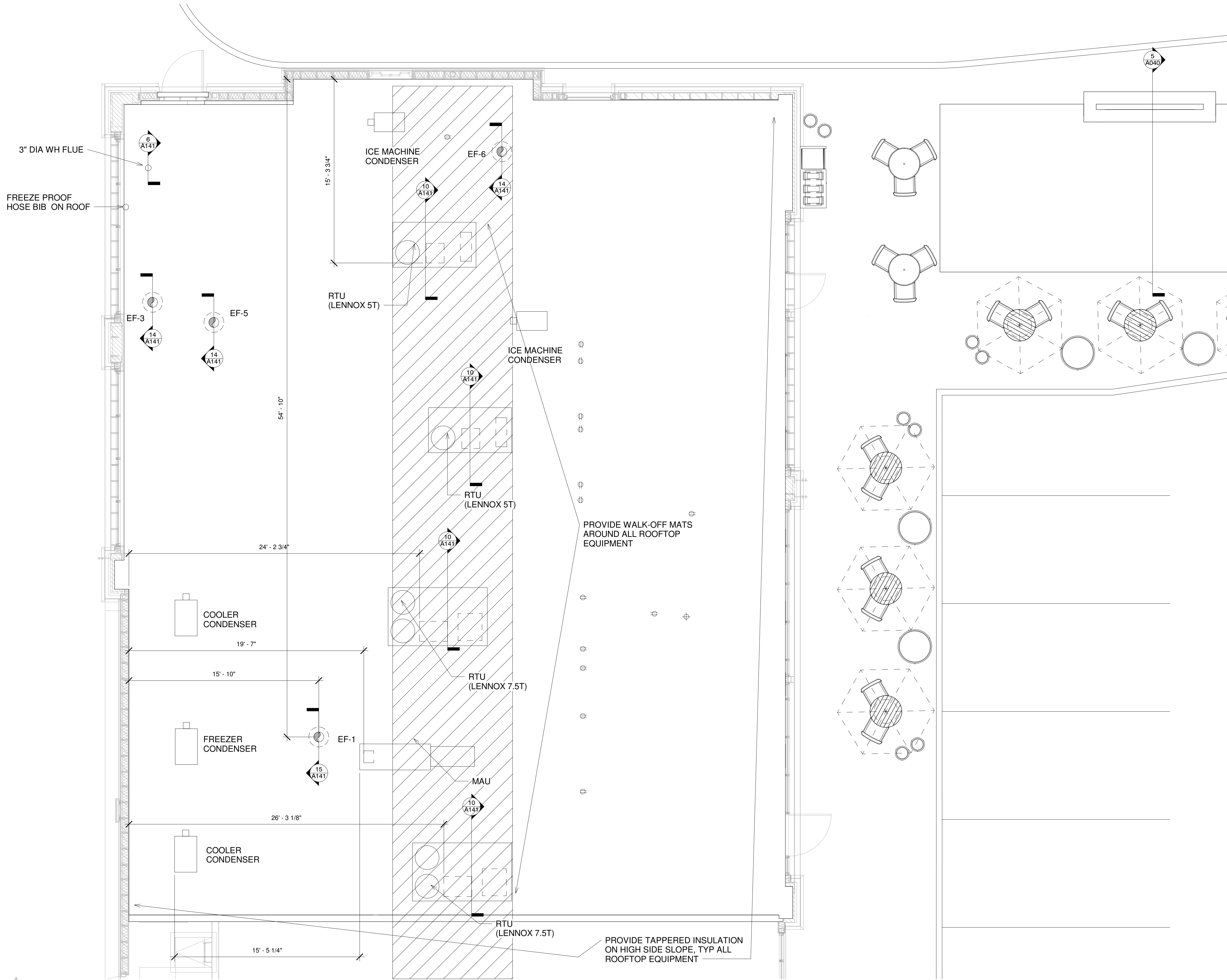
DPM

DM

CPM

A135

8/17/2022 2:35:29 PM



GENERAL NOTES:

- A. GC SHALL COORDINATE THE ANCHORING AND INSTALLATION OF THE ROOF TOP CONDENSER UNITS WITH THE FOOD SERVICE EQUIPMENT.
- B. REFER TO STRUCTURAL AND MEP DRAWINGS FOR RTU/CURB ANCHORING AND INSTALLATION.
- C. ALL DIMENSIONS TO BE FIELD VERIFIED AND COORDINATED WITH SHELL DRAWINGS
- D. PAINT ALL ROOFTOP GAS LINES SAFETY YELLOW
- E. ALL ROOF REPAIR WORK TO BE COMPLETED BY LANDLORD REQUIRED ROOFER - ROOF TOPPERS INC, JORDAN YETTICK 360-574-7248

Bakery-Cafe:

#2168

SYSTEM: G4 (ARIA)

Project Team:

Professional Seal:



Project Title:

Bakery Cafe #2168
799 LANCASTER DRIVE NE
SUITE 110
SALEM, OR 97301



Consultant Copyright Placeholder



Jeffrey Parker architects

855 28th Street SE, Grand Rapids, MI 49508 | 616-241-0090 | jp-architects.com

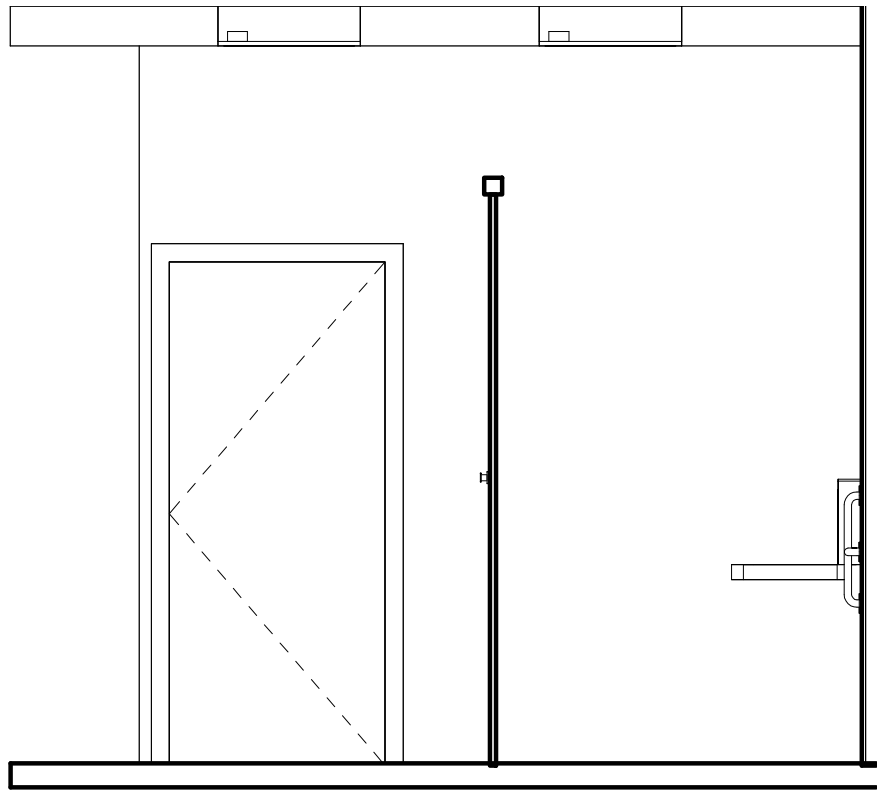
No.	Description	Date
1	FOR BIDS & PERMITS	05/31/22
2	PLAN REVIEW COMMENTS	07/25/22

ROOF PLAN

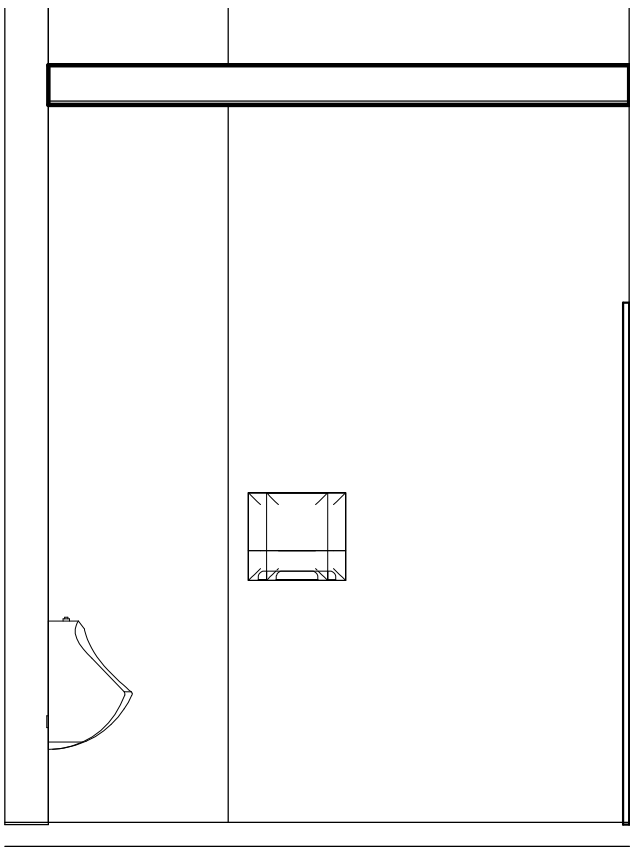
Project Number: #2168
Sheet Number: A140
Drawn By: _____
Author: _____
Issue Date: 05/24/21
DPM: _____ DM: _____ CPM: _____

8/17/2022 2:35:37 PM

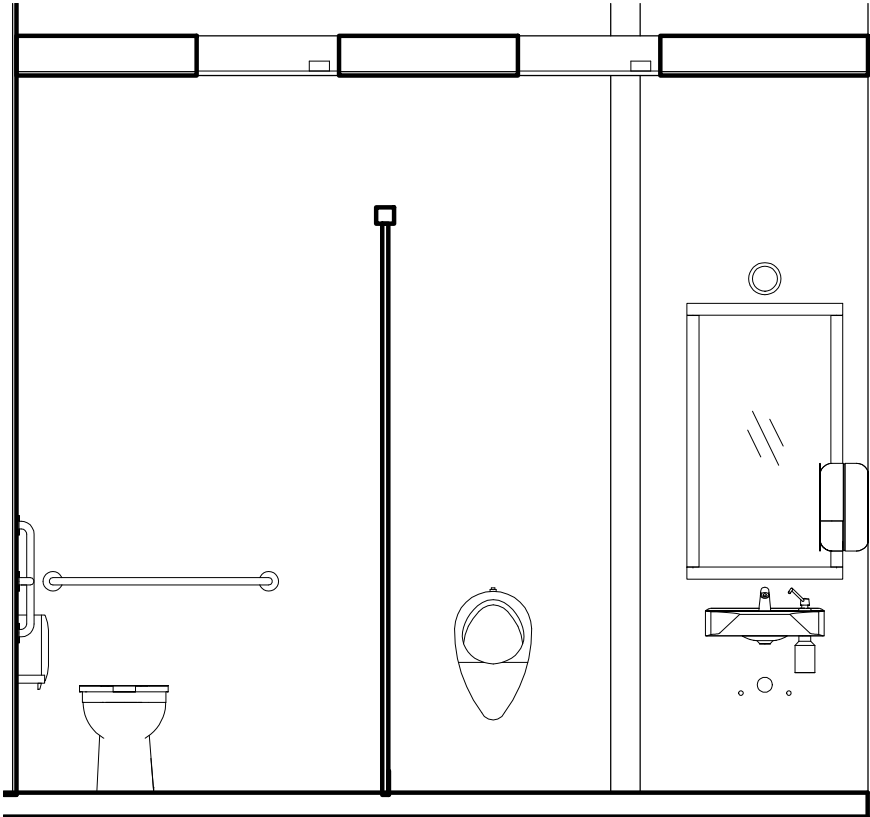
PR020-CA V1



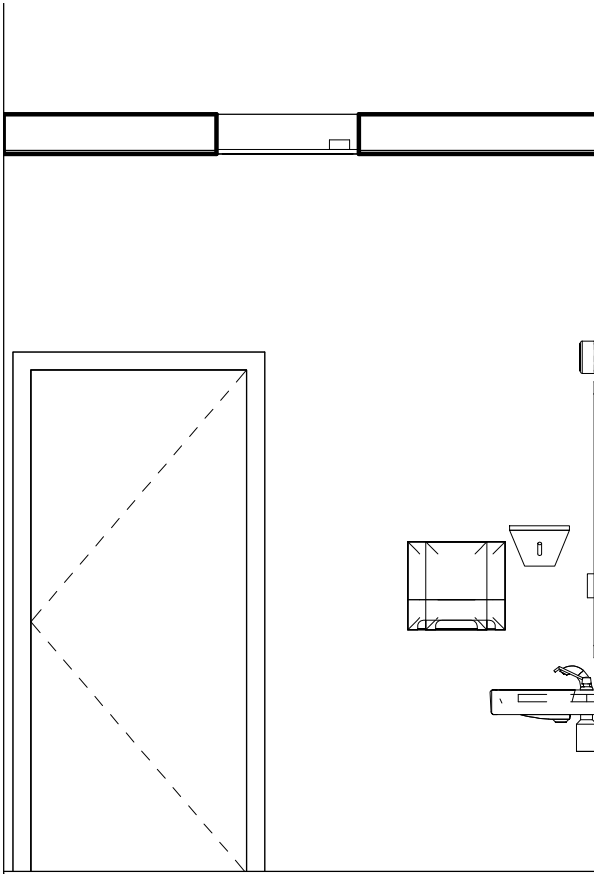
1 | MEN 1
3/8" = 1'-0"



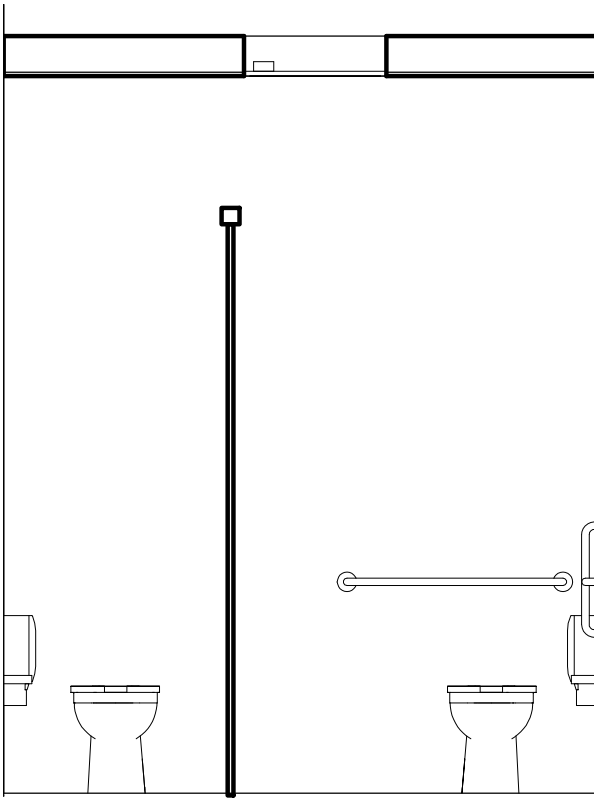
2 | MEN 2
3/8" = 1'-0"



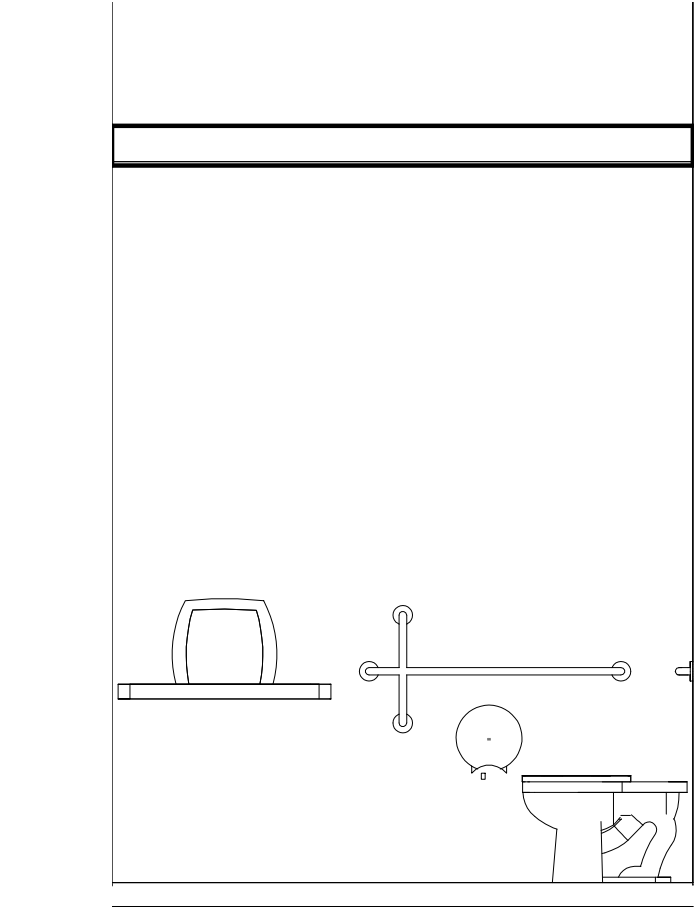
3 | MEN 3
3/8" = 1'-0"



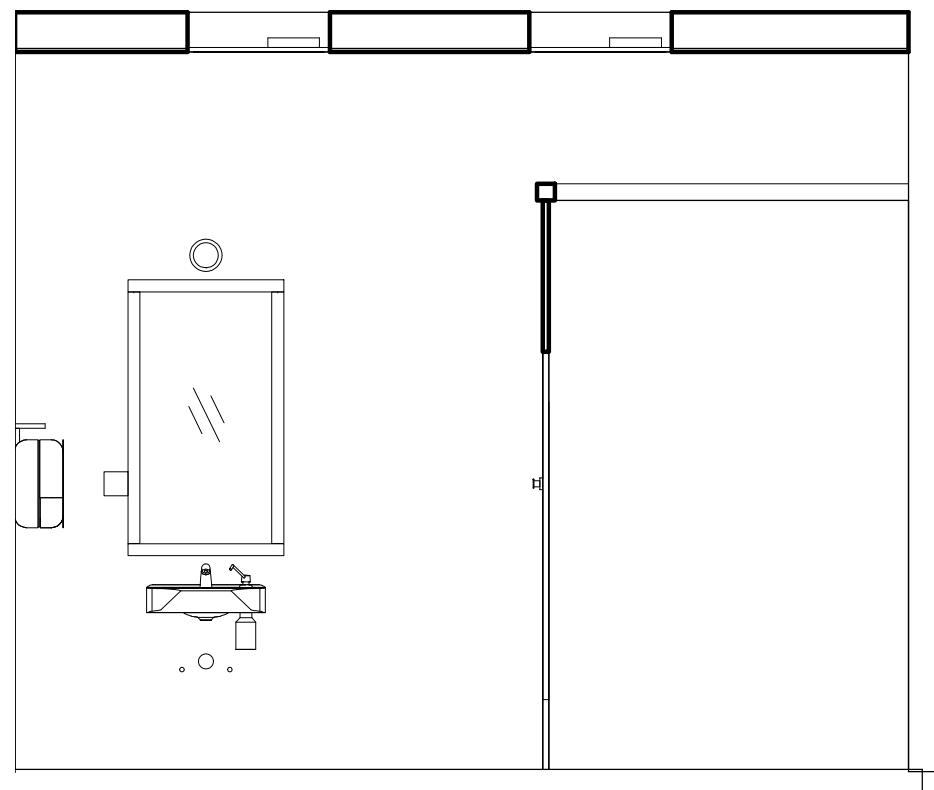
5 | WOMEN 1
3/8" = 1'-0"



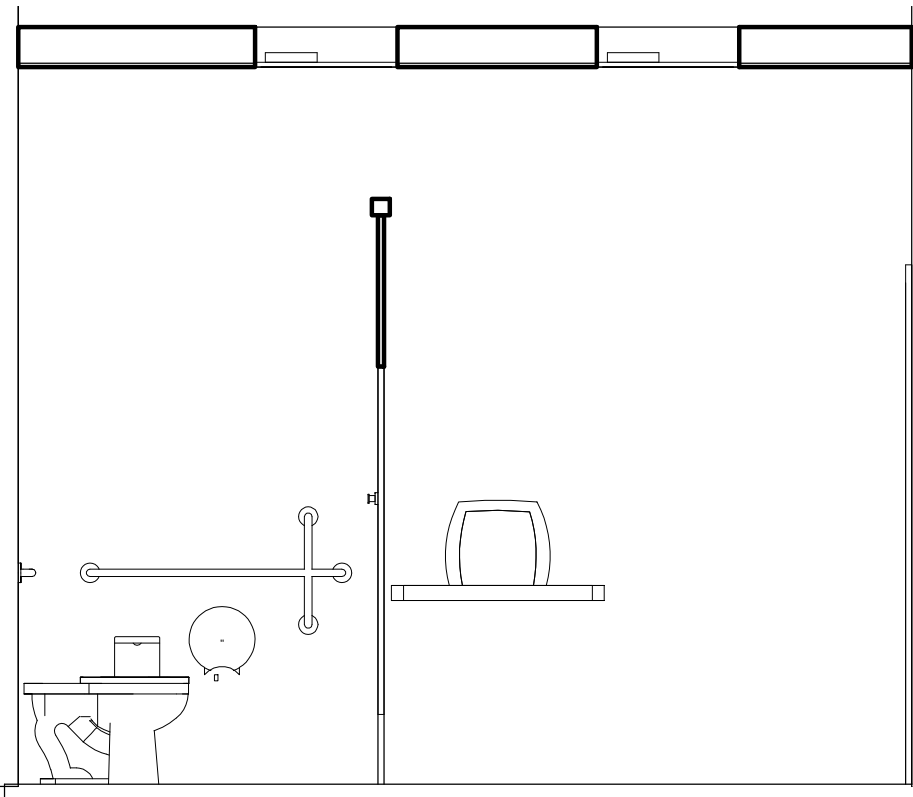
7 | WOMEN 3
3/8" = 1'-0"



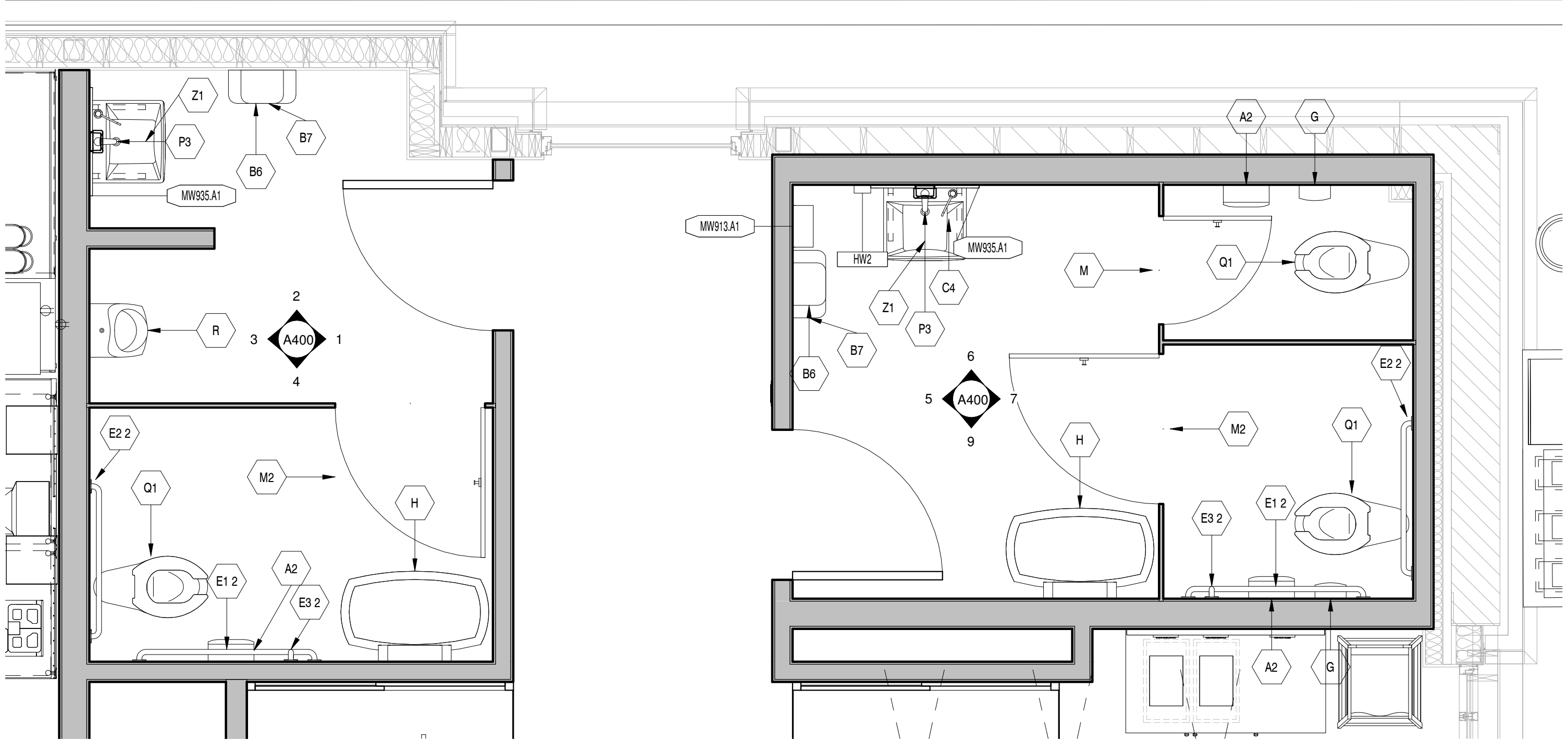
4 | MEN 4
3/8" = 1'-0"



6 | WOMEN 2
3/8" = 1'-0"



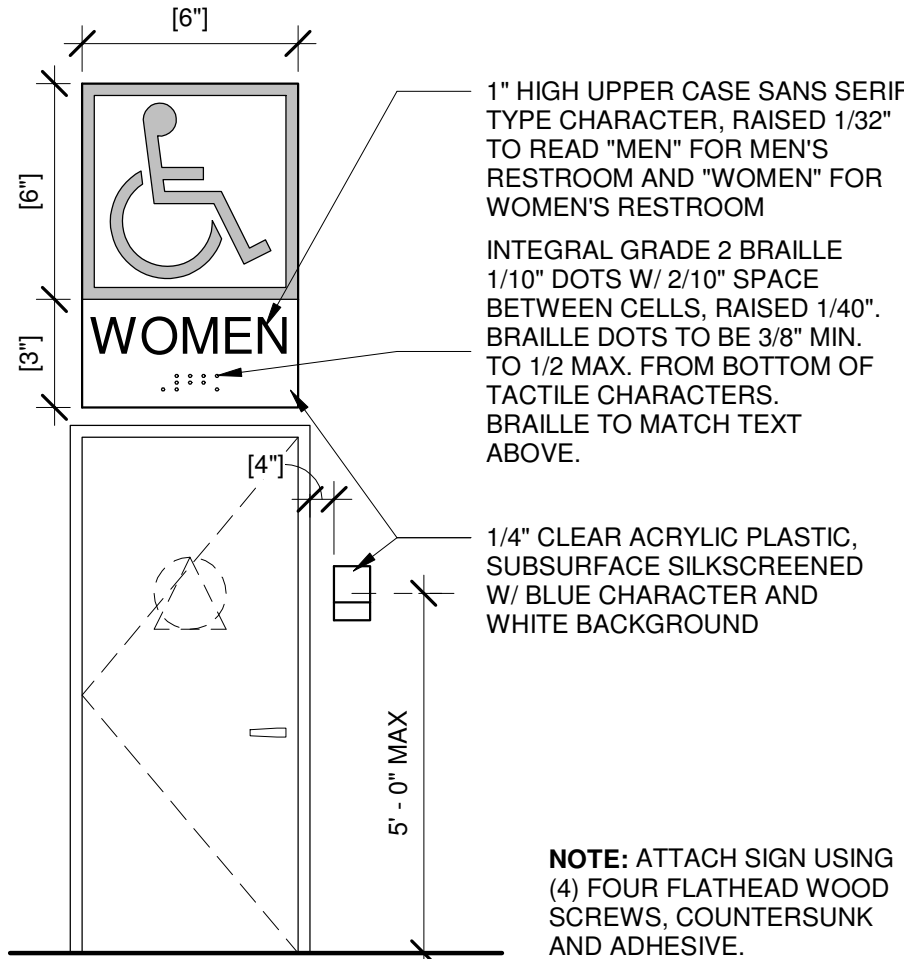
9 | WOMEN 4
3/8" = 1'-0"



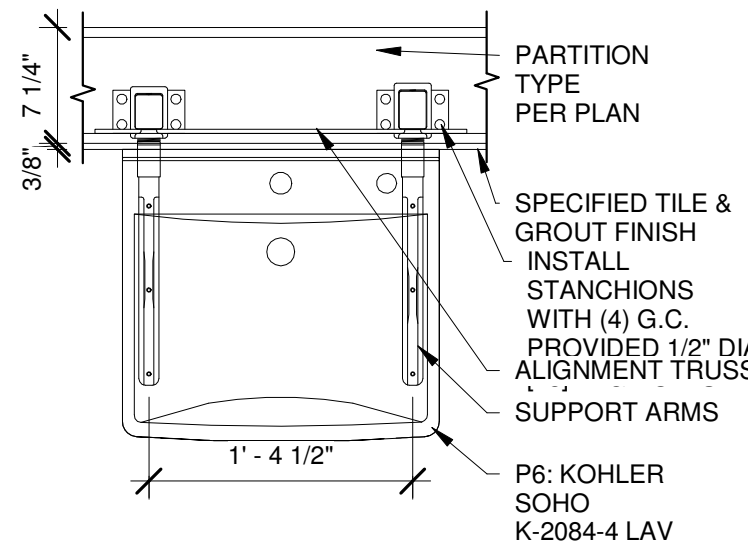
10 | ENLARGED RESTROOM PLAN
1/2" = 1'-0"

RESTROOM SCHEDULE

ID TAG	QTY	DESCRIPTION	MODEL	NOTES	MOUNTING HEIGHT
A2	3	SURFACE- MOUNTED TOILET PAPER DISPENSER	SUPPLIED BY OWNER	-	-
B6	2	TORK ELEVATION MATIC HAND TOWEL ROLL DISPENSER WITH INTUITION SENSOR; HARDWIRED (STANDARD)	SUPPLIED BY OWNER	-	-
B7	2	RECESSED WASTER RECEPTACLE	BOBRICK B3644	-	COORDINATE MOUNTING HEIGHT WITH OWNER FURNISHED ITEMS
C4	2	SURFACE-MOUNTED SOAP DISPENSER	SUPPLIED BY OWNER	-	-
E1 2	2	42" GRAB BAR	BOBRICK B-5806-42	-	36" TO TOP OF GRIPPING SURFACE
E2 2	2	36" GRAB BAR	BOBRICK B-5806-36	-	36" TO TOP OF GRIPPING SURFACE
E3 2	2	18" GRAB BAR (VERTICAL)	BOBRICK B-5806-18	-	BOTTOM OF BAR MTD PER ARCHITECT DIRECTION
F	3	COAT HOOK	BOBRICK B-76717	-	72" AFF TO CENTERLINE OF STD. DOOR; 48" AFF TO TOP EDGE ON ADA DOOR
G	2	SURFACE- MOUNTED SANITARY NAPKIN DISPOSAL	SUPPLIED BY OWNER	-	-
H	2	KOALA DIAPER CHANGING STATION	KB200-00-HORIZONTAL PH# 1.888.733.3456	-	28.75" AFF TO BOTTOM MOST EDGE
M	1	TOILET PARTITION	GENERAL PARTITIONS SERIES 40, FLOOR MOUNTED PARTITIONS W/ TOP RAIL, COLOR: OYSTER	-	FLOOR-MOUNTED, OVERHEAD BRACE
M2	2	TOILET PARTITION - ADA	GENERAL PARTITIONS SERIES 40, FLOOR MOUNTED PARTITIONS W/ TOP RAIL, COLOR: OYSTER	-	FLOOR-MOUNTED, OVERHEAD BRACE
P3	2	LAVATORY FAUCET	ZURN Z86100-XL	-	N/A
P6	2	SOHO LAVATORY (USE WITH Z1 LISTED IN THIS SCHEDULE)	K-2084-R, WHITE	-	34" AFF TO TOP OF SINK RIM; MIN. 27" CLEAR BELOW SINK; REFER TO INSTALL DETAIL
Q1	3	WATER CLOSET - ADA	AMERICAN STANDARD 3043.001, ALTERNATE TOTO CT 705L	-	FLOOR- MOUNTED; INSTALL FLUSH VALVE ON OPEN (ACCESS) SIDE
R	1	URINAL	KOHLER K-4920-T	-	17" AFF MAX TO TOP OF FRONT RIM
Z1	2	CONCEALED ARM CARRIER FOR KOHLER K-2084-R	ZURN Z1231-UNIV-80	-	INSTALL UPRIGHTS INSIDE WALL; REFER TO INSTALL DETAIL



8 | RESTROOM ACCESS SIGN
3/8" = 1'-0"



14 | RESTROOM LAV CONCEALED ARM
1" = 1'-0"


Bakery-Cafe:

#2168

SYSTEM: G4 (ARIA)

Project Team:

Professional Seal:



Project Title:

Bakery Cafe #2168
799 LANCASTER DRIVE NE
SUITE 110
SALEM, OR 97301



Consultant Copyright Placeholder



Jeffrey Parker architects

855 28th Street SE, Grand Rapids, MI 49508 | 616-241-0090 | jp-architects.com

No.	Description	Date
1	FOR BIDS & PERMITS	05/31/22

**ENLARGED
RESTROOM PLANS &
INTERIOR
ELEVATIONS**

Project Number:

Sheet Number:

#2168

Drawn By:

Author:

Issue Date:

05/24/21

DPM:

DM:

CPM:

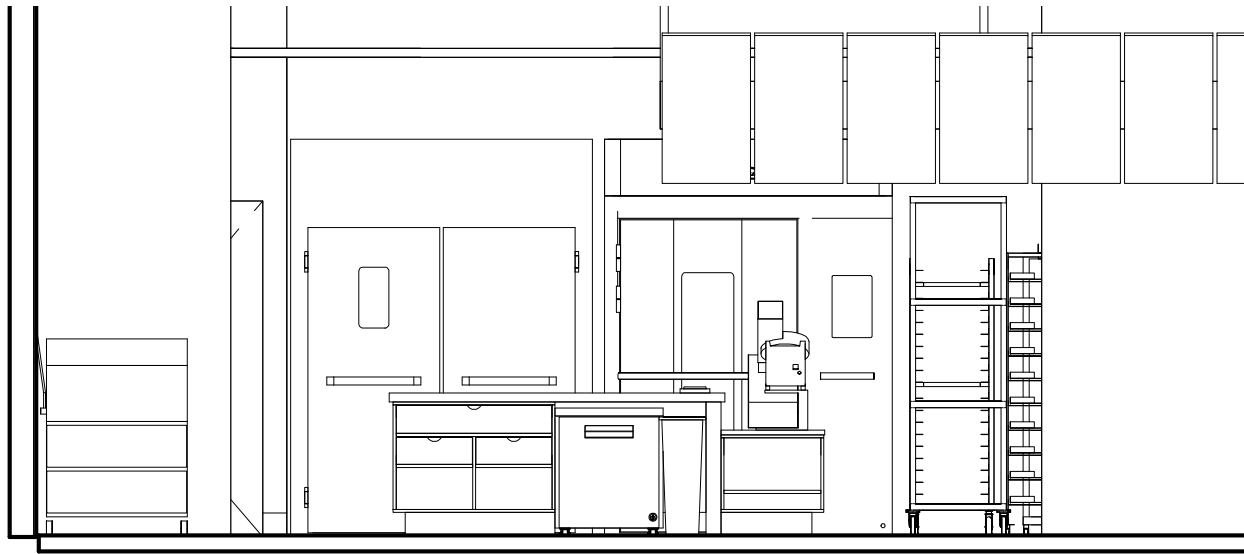
DPM

DM

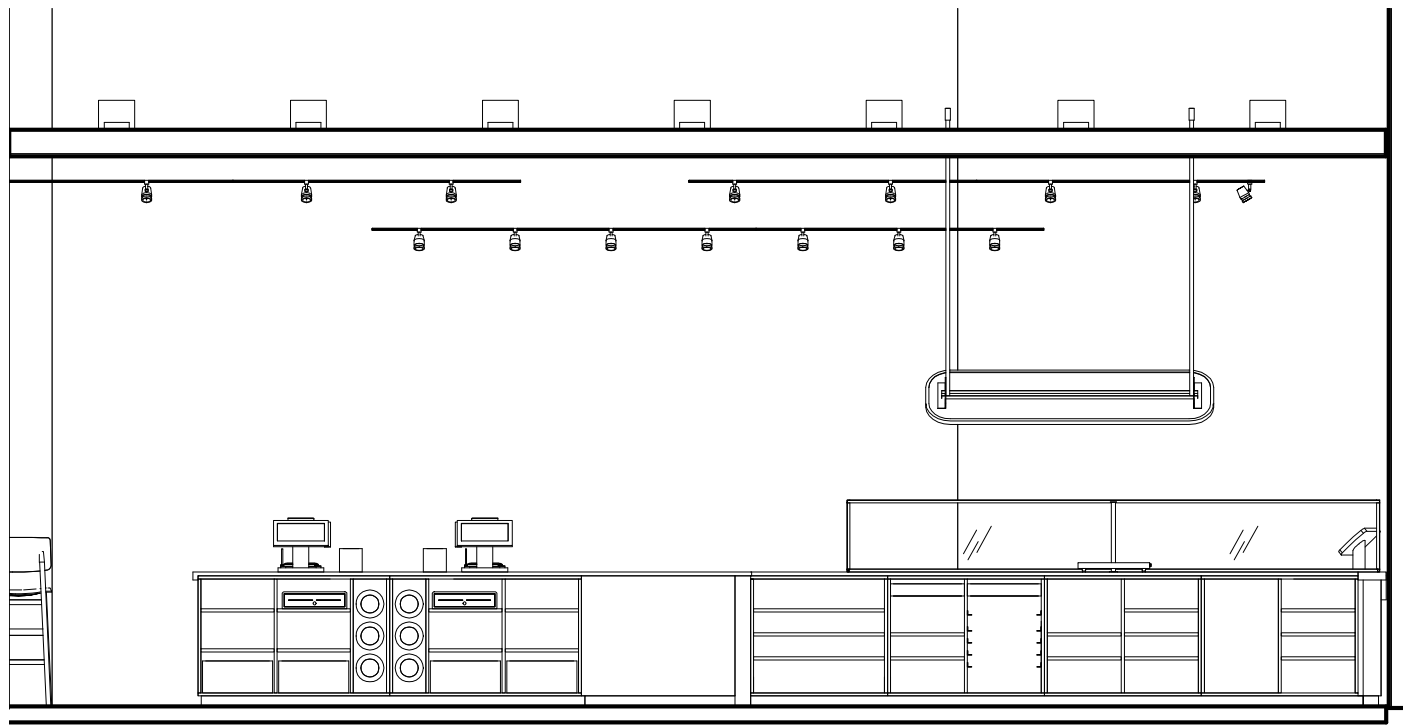
CPM

A400

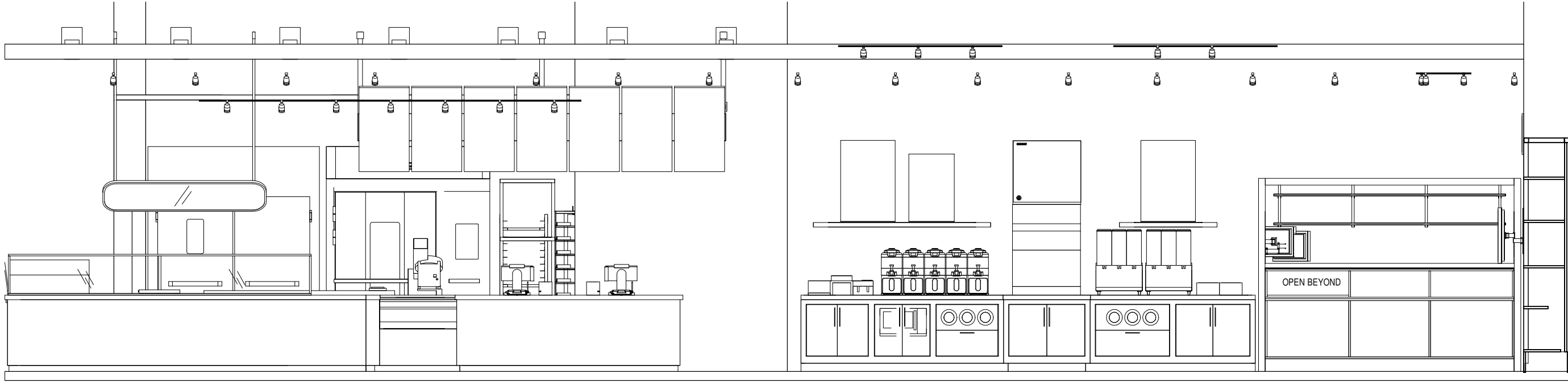
8/17/2022 2:35:46 PM



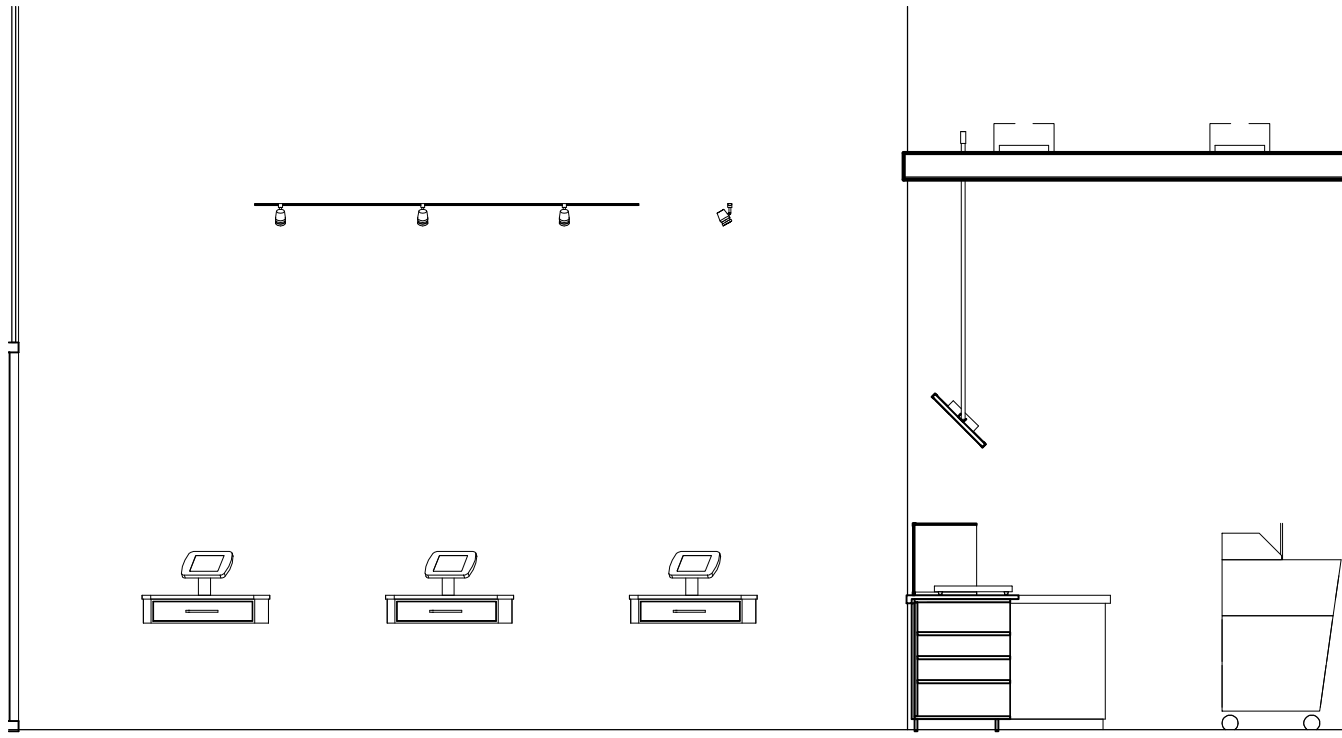
1 | FOH 1
1/4" = 1'-0"




2 | FOH 2
1/4" = 1'-0"



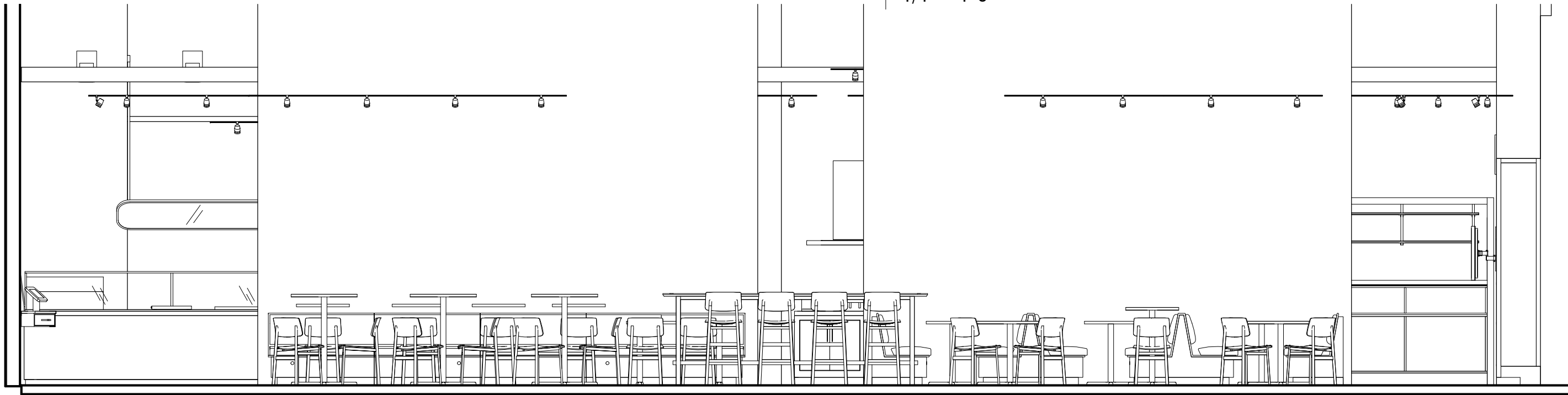
3 | FOH 3
1/4" = 1'-0"



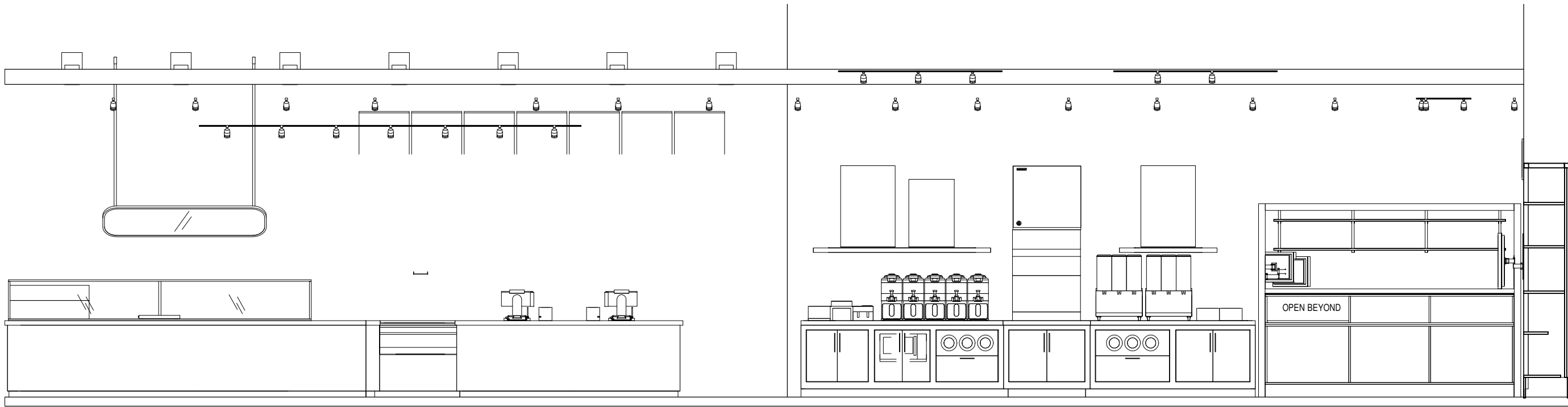
4 | FOH 4
1/4" = 1'-0"



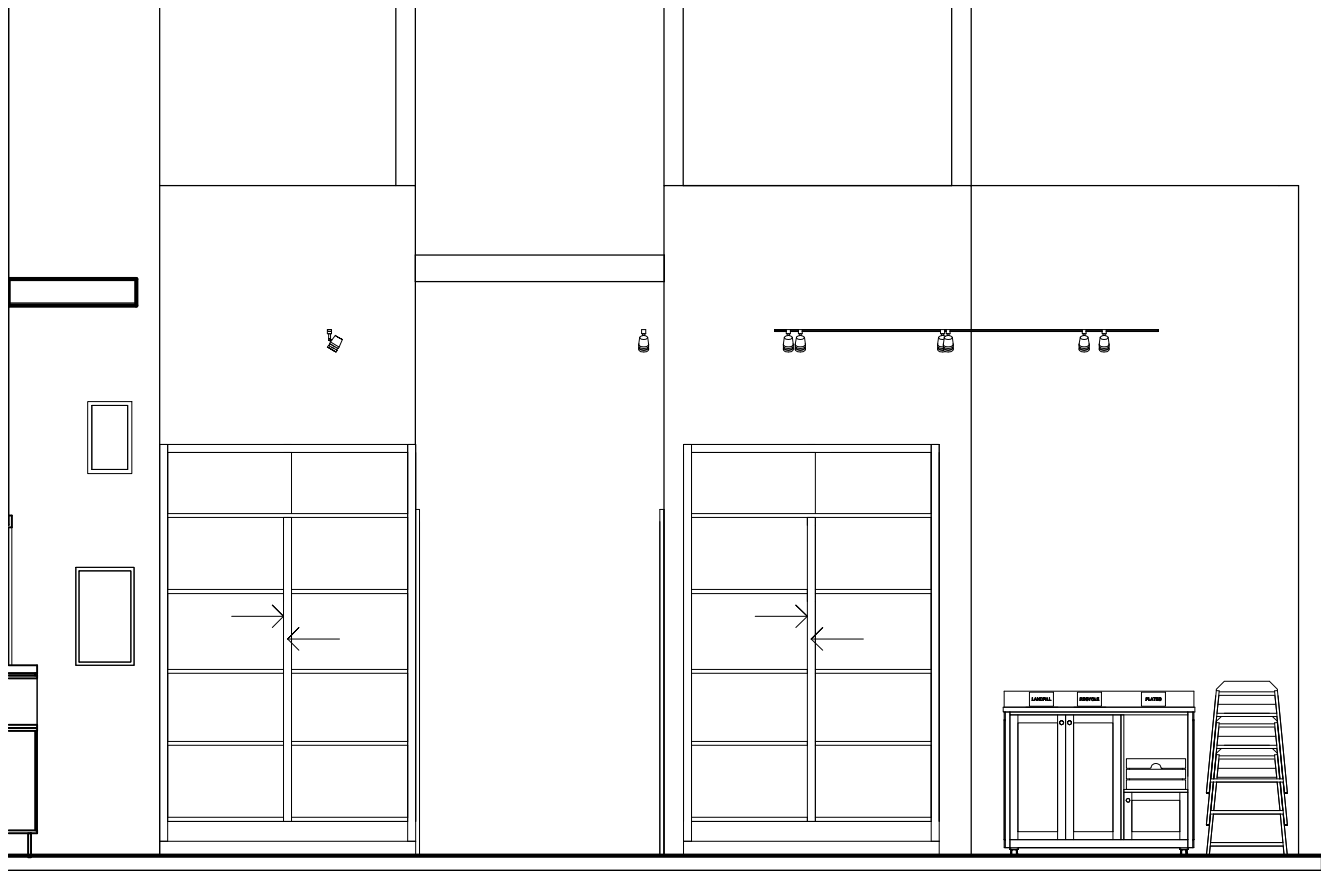
5 | FOH 5
1/4" = 1'-0"



6 | FOH 6
1/4" = 1'-0"



7 | FOH 7
1/4" = 1'-0"



8 | FOH 8
1/4" = 1'-0"

PR0202-CA V1

Bakery-Cafe:

#2168

SYSTEM: G4 (ARIA)

Project Team:

Professional Seal:



Project Title:

Bakery Cafe #2168
799 LANCASTER DRIVE NE
SUITE 110
SALEM, OR 97301



Consultant Copyright Placeholder



Jeffrey Parker *architects*

855 28th Street SE, Grand Rapids, MI 49508 | 616-241-0090 | jp-architects.com

No.	Description	Date

**INTERIOR
ELEVATIONS FRONT
OF HOUSE**

Project Number:

Sheet Number:

#2168

Drawn By:

Author:

Issue Date:

05/24/21

DPM:

DM:


CPM:

DPM

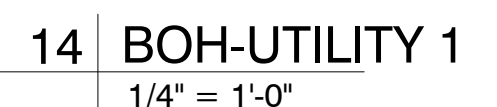
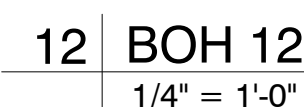
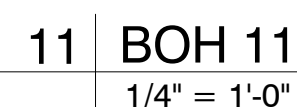
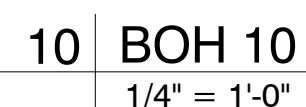
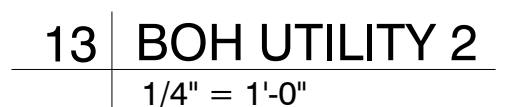
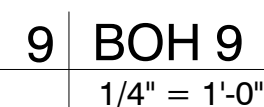
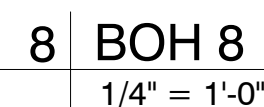
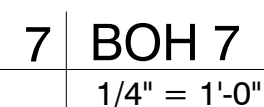
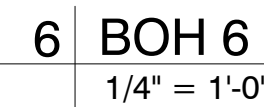
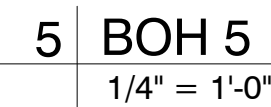
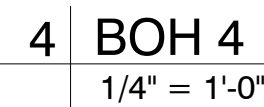
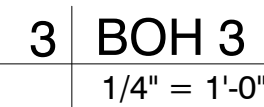
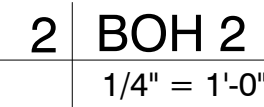
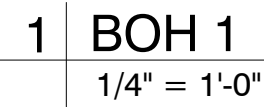
DM

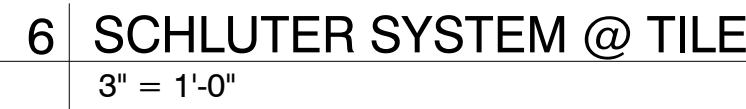
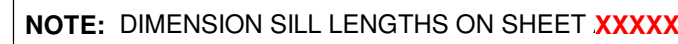
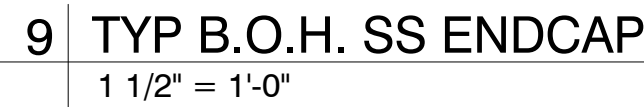
CPM

A410



No.	Description	Date





DPM:	DM:	CPM
DPM	DM	CPM



Project Team:



Consultant Copyright Placeholder



INTERIOR DETAILS

Project Number:

Sheet Number:

#2168

Drawn By

Author

Issue Date: 03/03/2010

05/24/21
DPM:

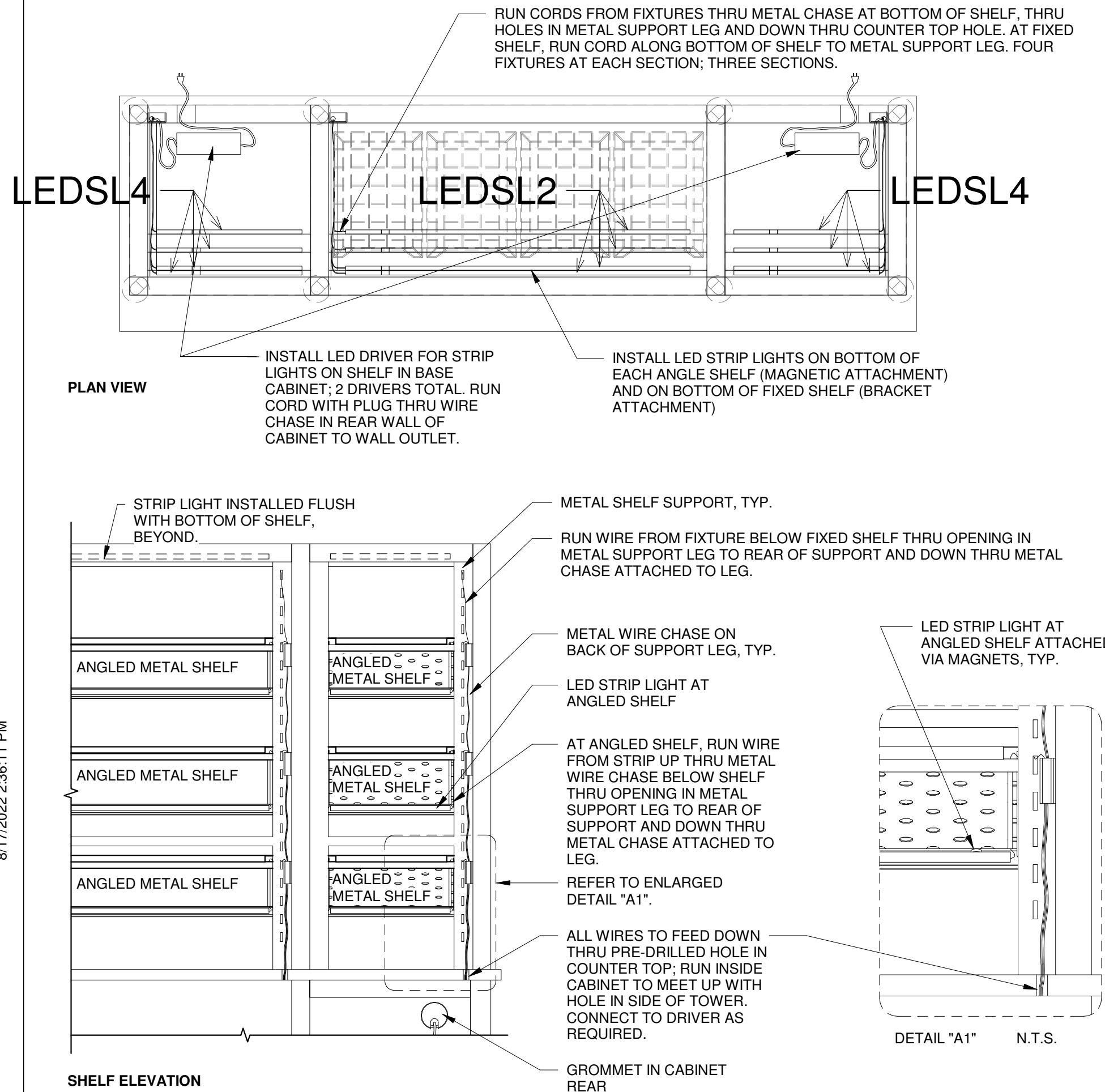
DPM

DM

DIV

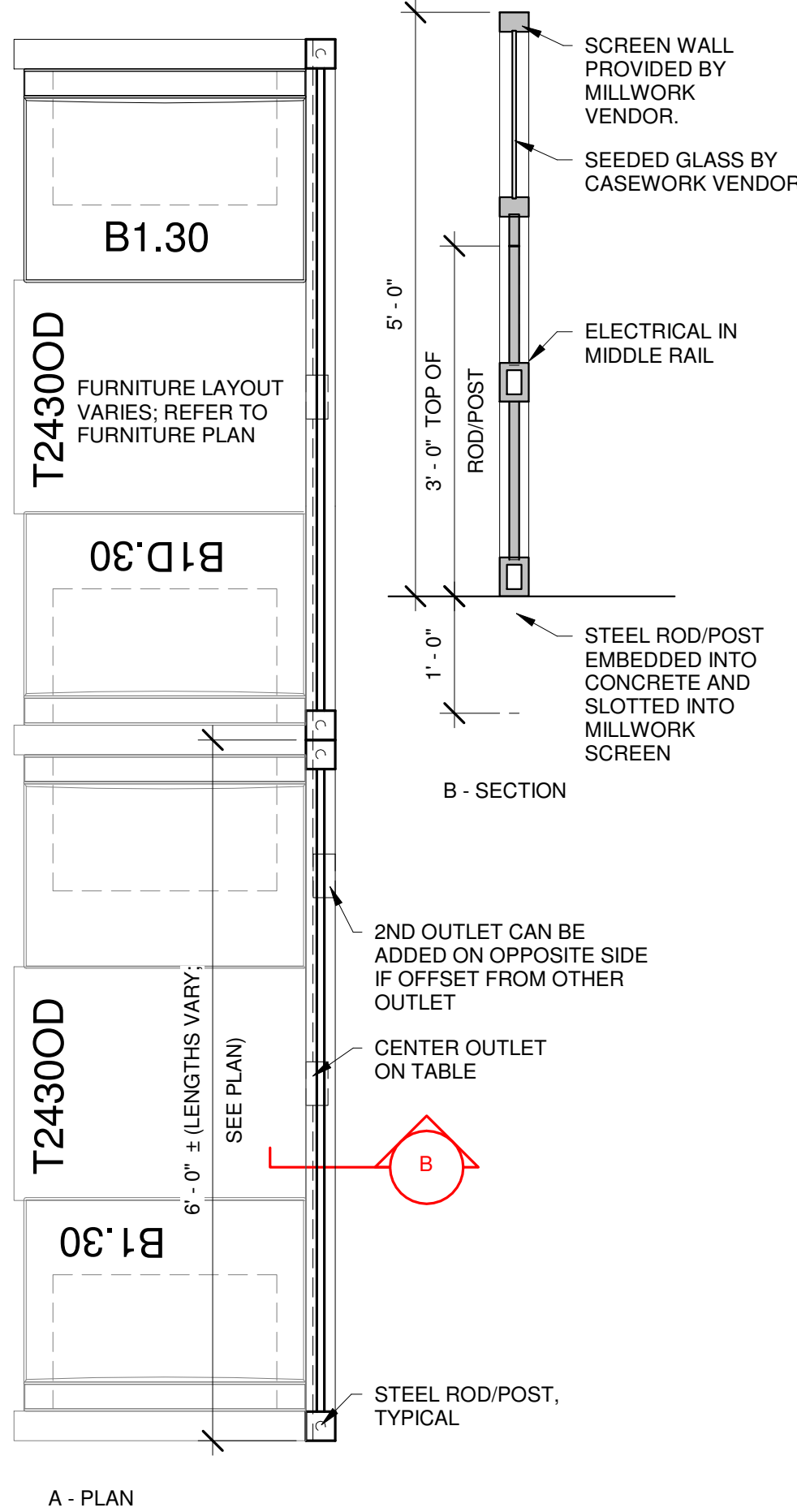
A501

8/17/2022 2:36:11 PM



22 DETAIL @ MOBILE DISPLAY LED STRIP INSTALLATION

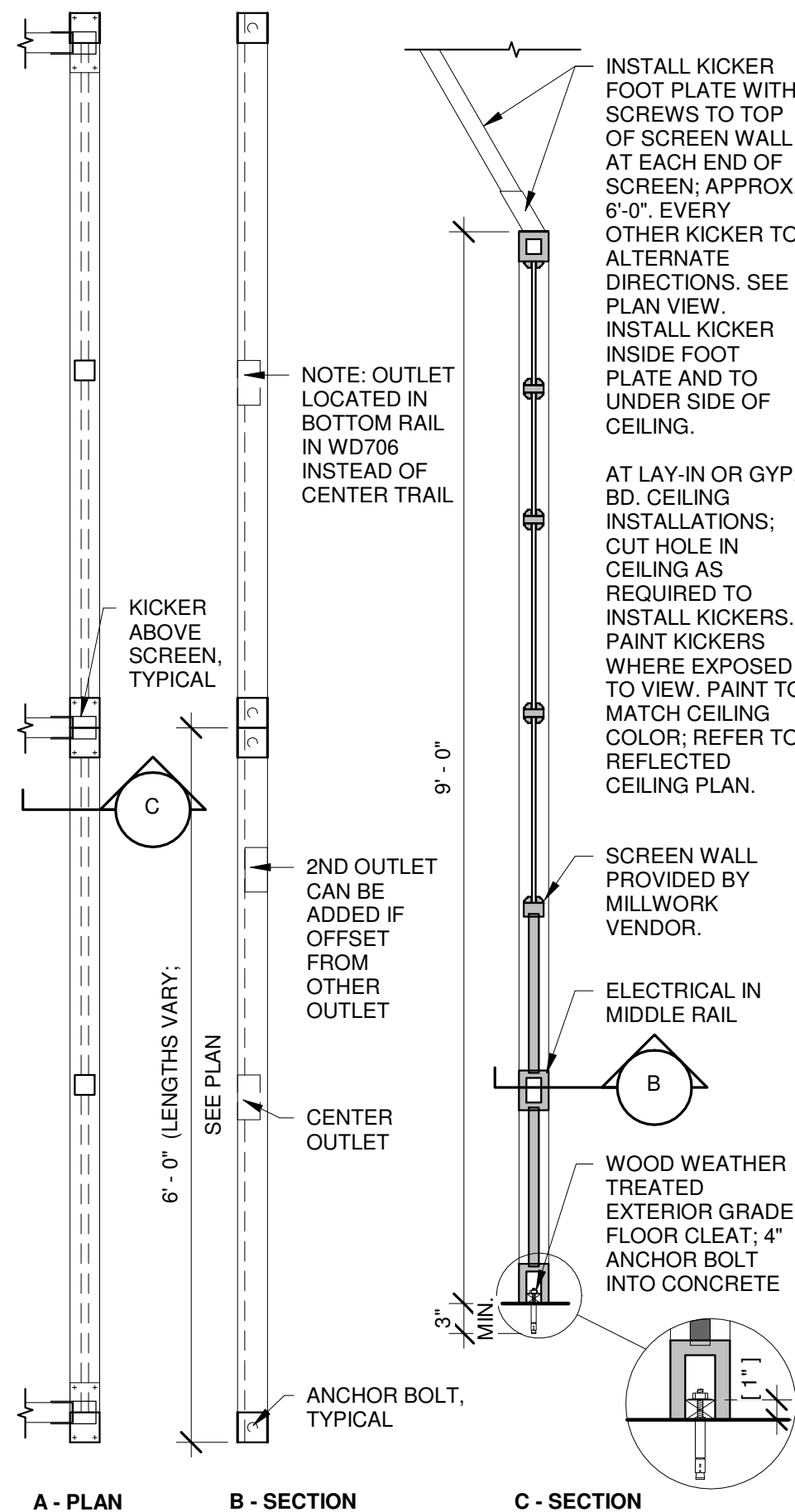
1" = 1'-0"



14 SECTION @ LOW SCREEN WALL

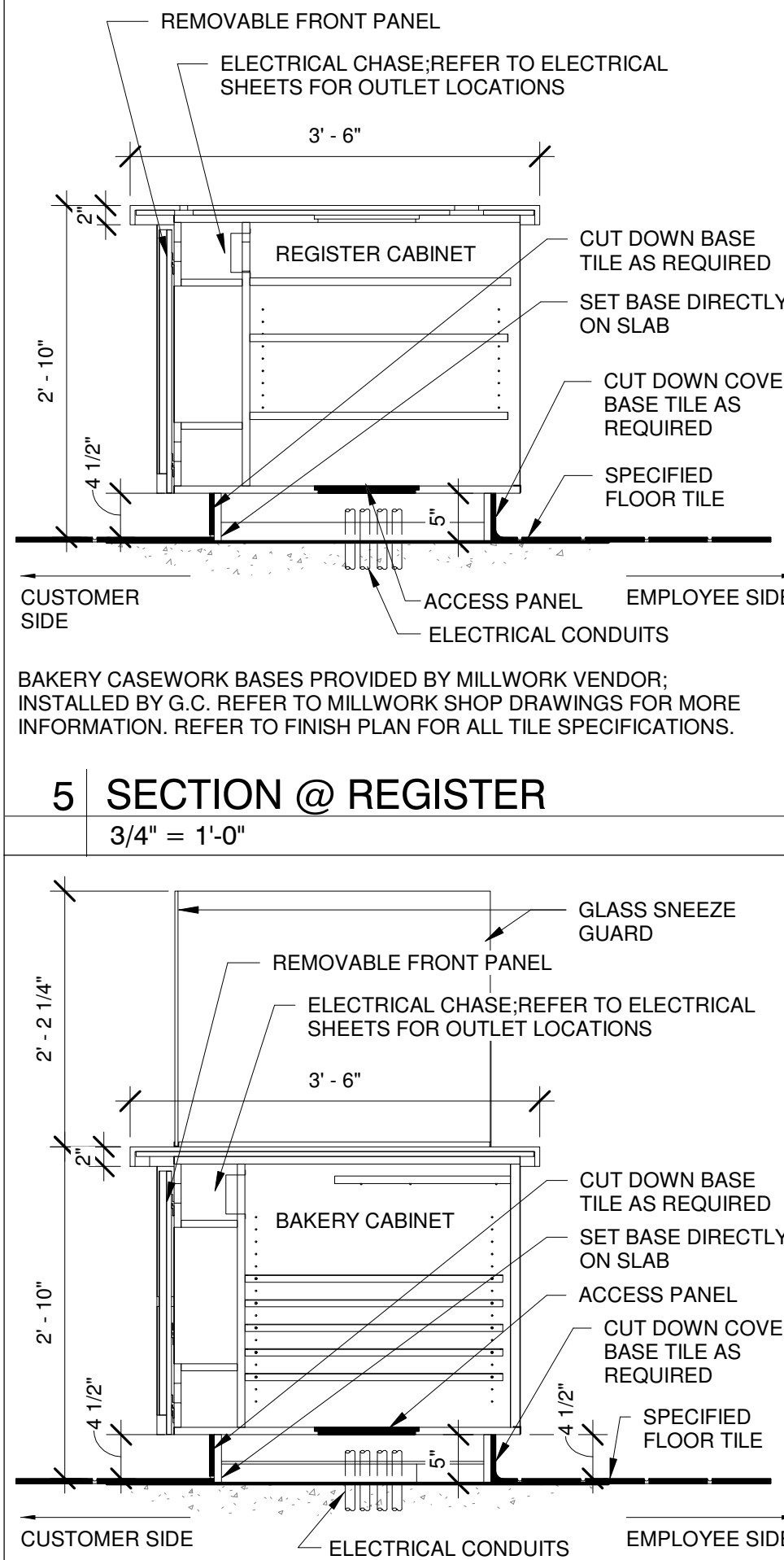
3/4" = 1'-0"

REFER TO REFLECTED CEILING PLAN FOR CEILING TYPE.



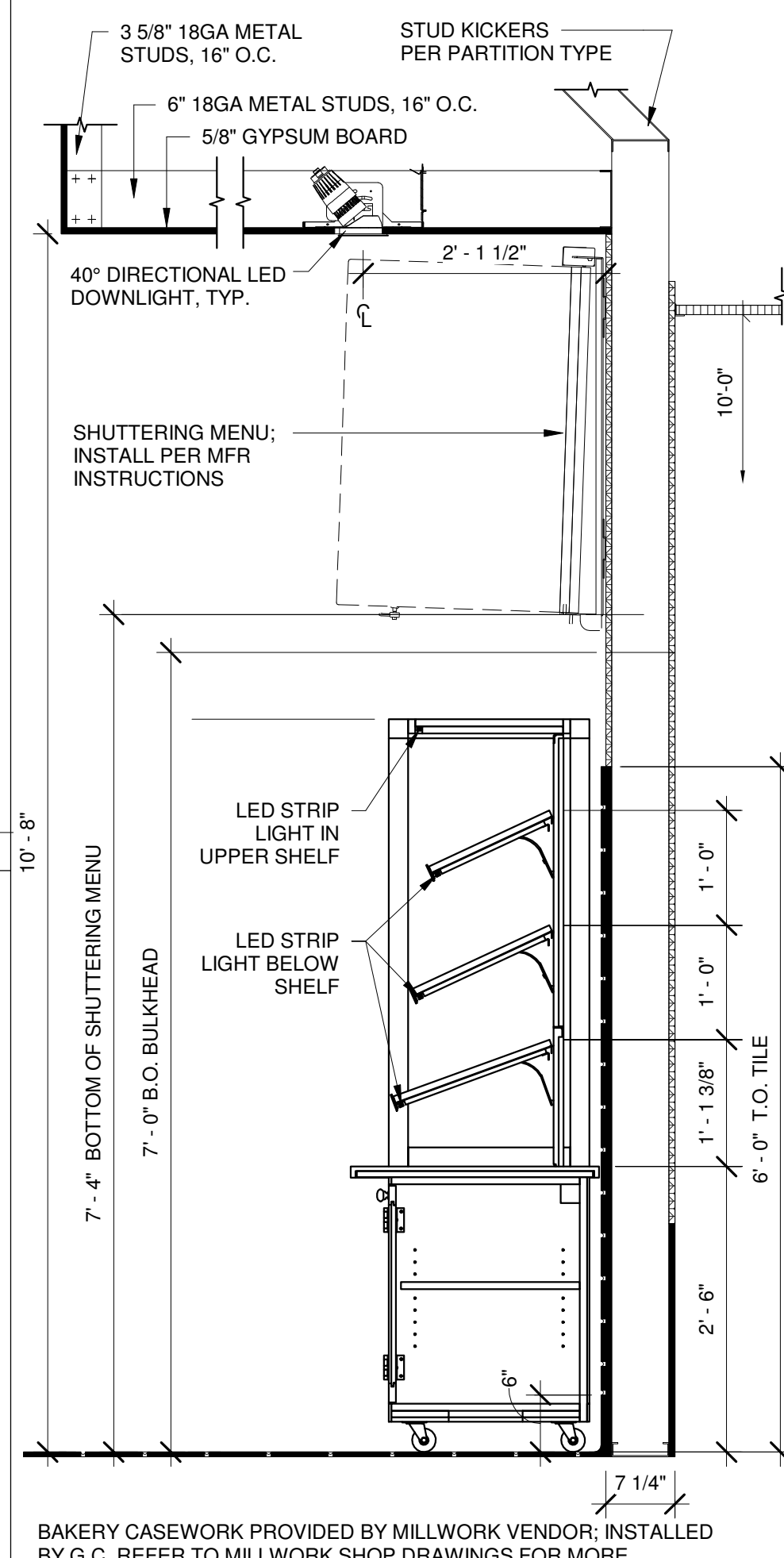
10 TYPICAL SECTION @ SCREEN WALL

3/4" = 1'-0"



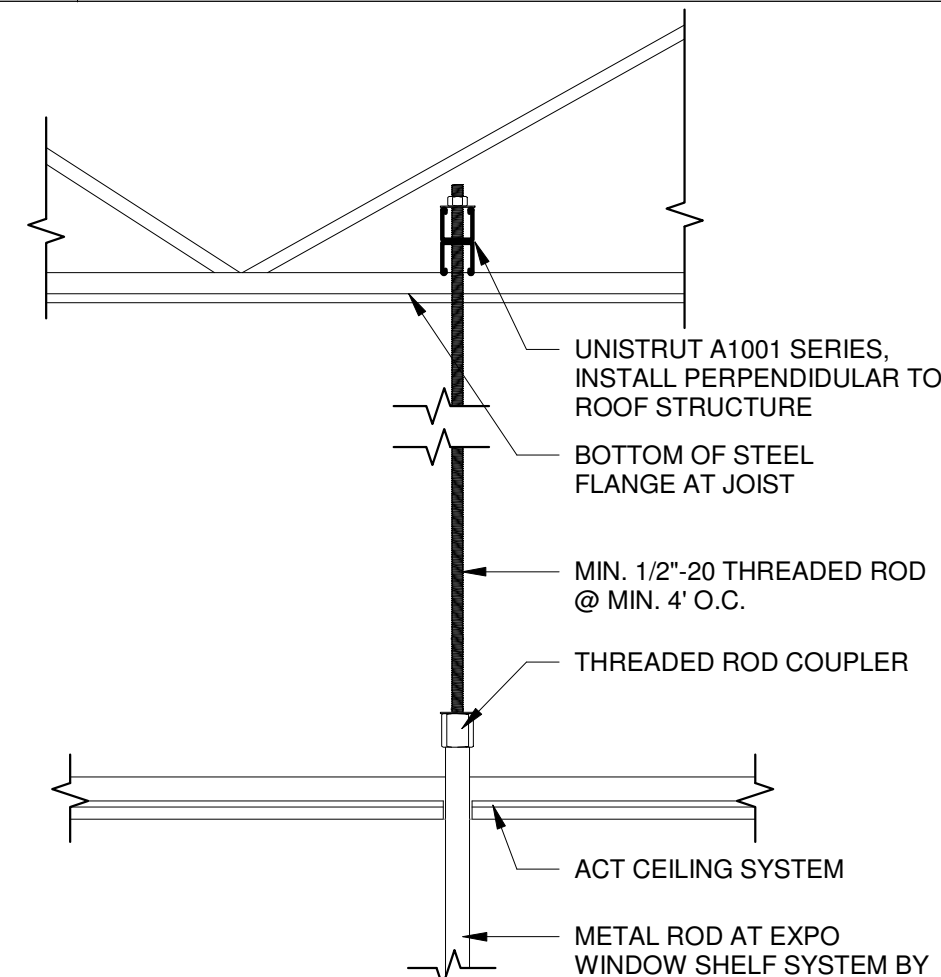
6 SECTION @ PASTRY CASE

3/4" = 1'-0"



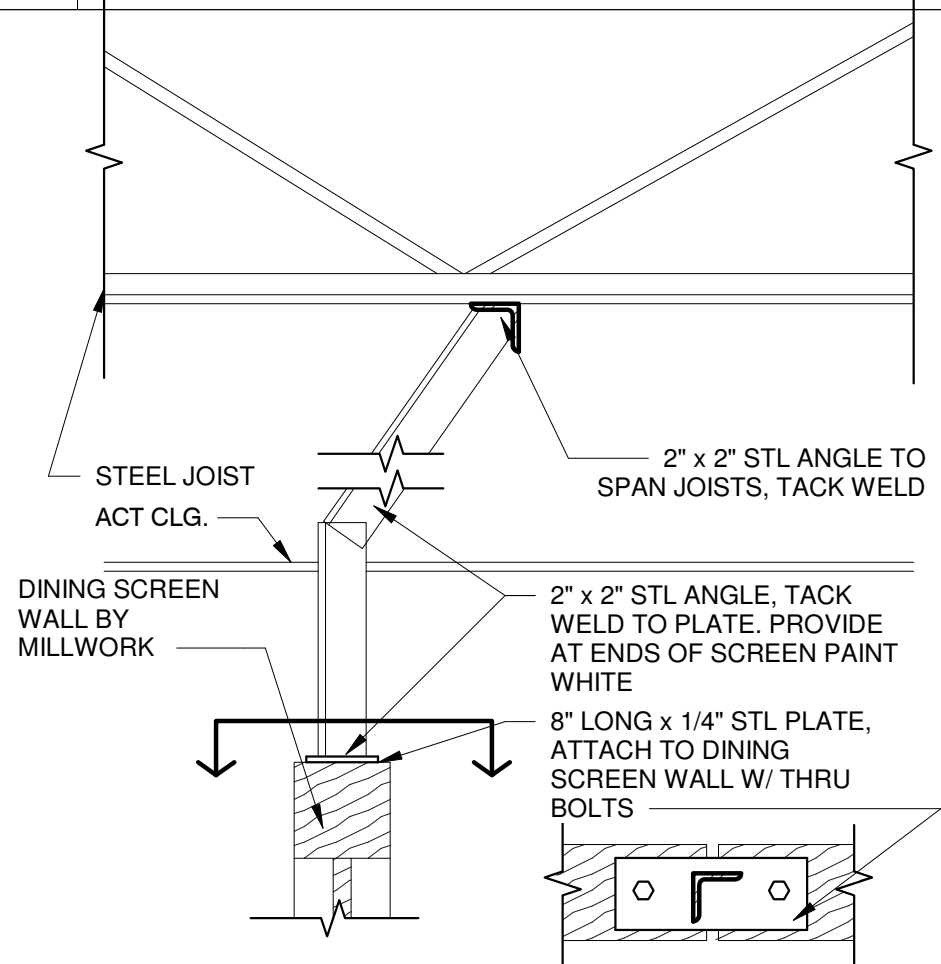
2 SECTION @ BAKERY DISPLAY

3/4" = 1'-0"



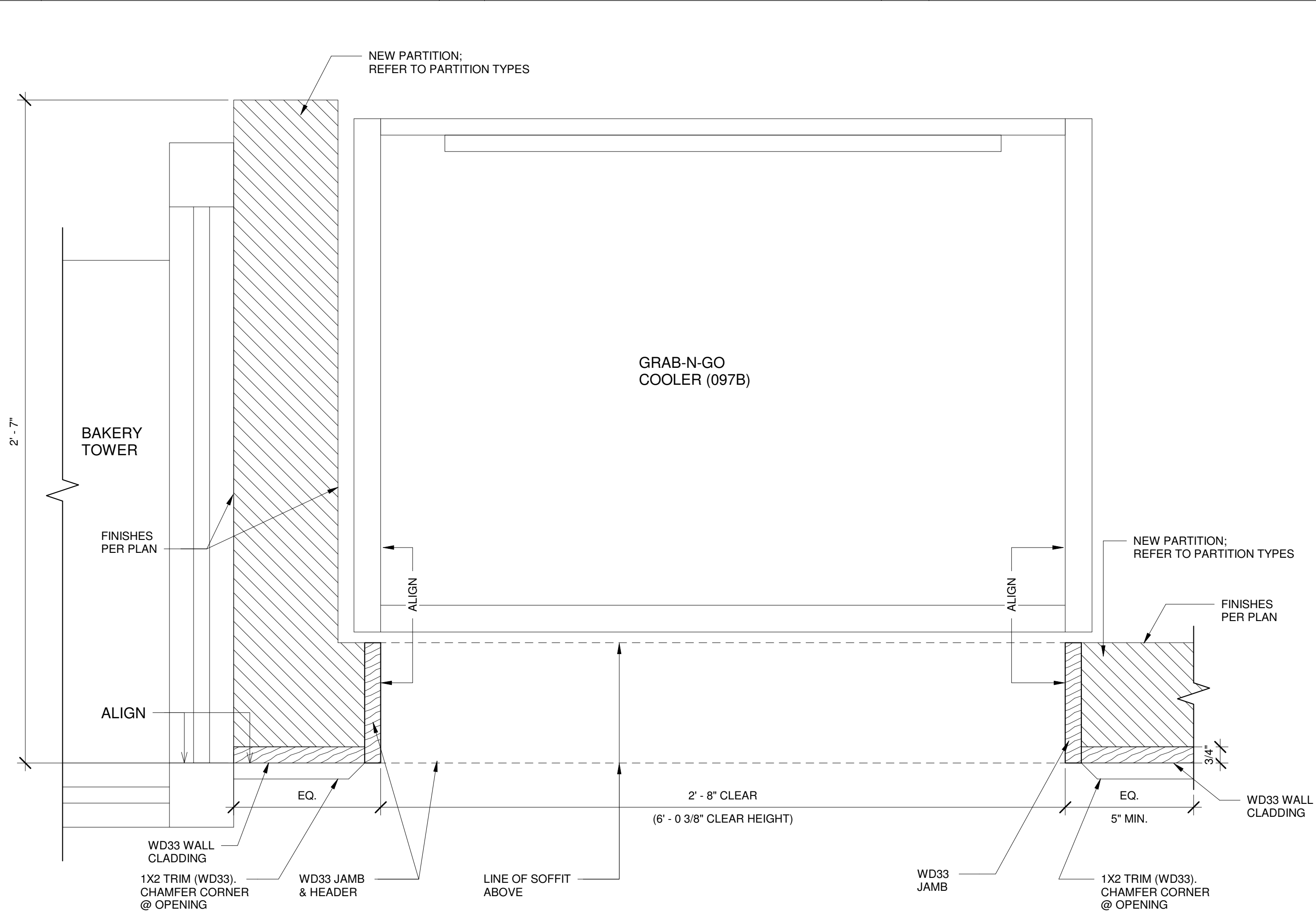
15 UNISTRUT SUPPORT DETAIL

1 1/2" = 1'-0"



16 SCREEN WALL SUPPORT DETAIL

1 1/2" = 1'-0"



12 GRAB-N-GO DETAIL

3" = 1'-0"


Bakery-Cafe:

#2168

SYSTEM: G4 (ARIA)

Project Team:

Professional Seal:



Project Title:

Bakery Cafe#2168
799 LANCASTER DRIVE NE
SUITE 110
SALEM, OR 97301



Consultant Copyright Placeholder



Jeffrey Parker architects

855 28th Street SE, Grand Rapids, MI 49508 | 616-241-0090 | jp-architects.com

No.	Description	Date
1	FOR BIDS & PERMITS	05/31/22

CASEWORK
SECTIONS &
DETAILS

Project Number:

Sheet Number:

#2168

Drawn By:

Author:

Issue Date:

05/24/21

DPM:

DM:

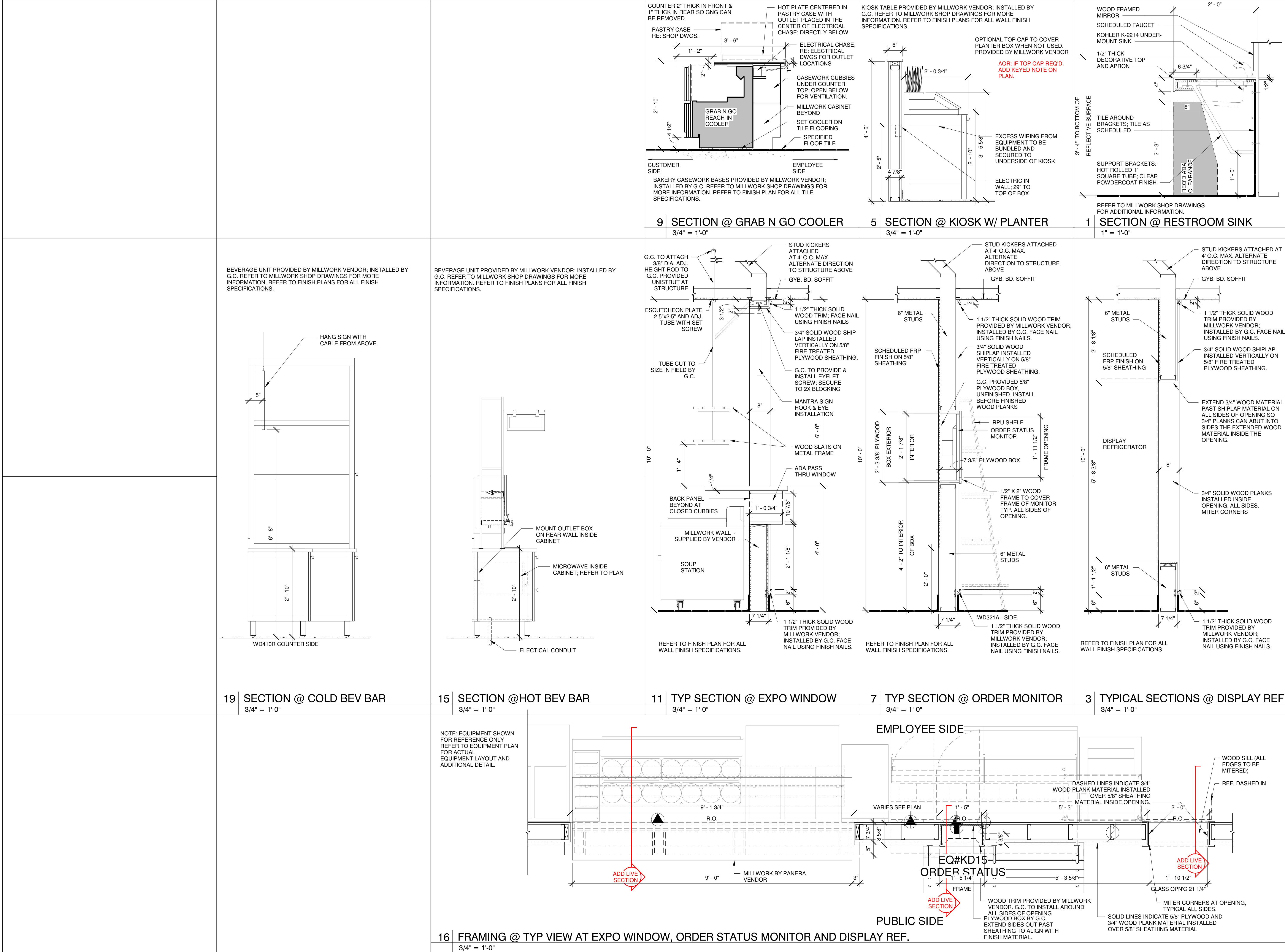
CPM:

DPM

DM

CPM

A510




Bakery-Cafe:

#2168

SYSTEM: G4 (ARIA)

Project Team:

Professional Seal:



Project Title:

Bakery Cafe #2168
799 LANCASTER DRIVE NE
SUITE 110
SALEM, OR 97301



Consultant Copyright Placeholder

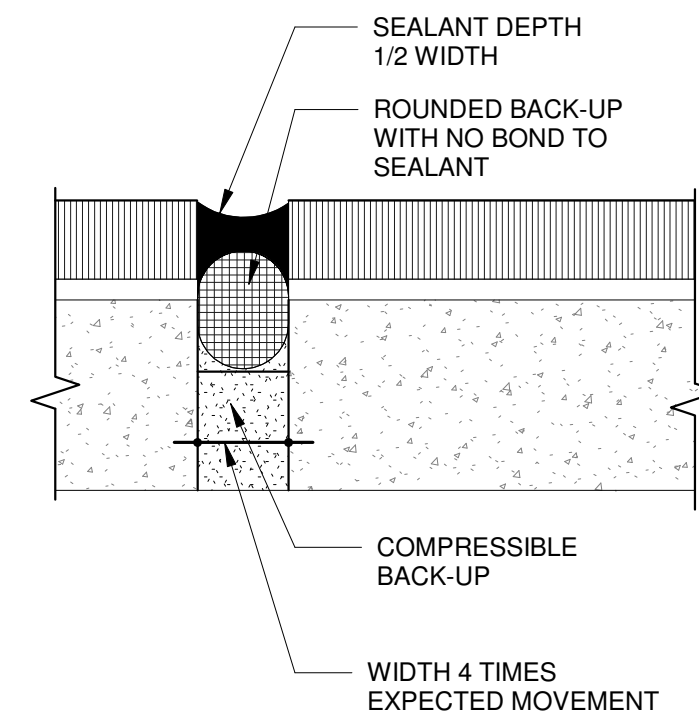


855 28th Street SE, Grand Rapids, MI 49508 | 616-241-0090 | jp-architects.com

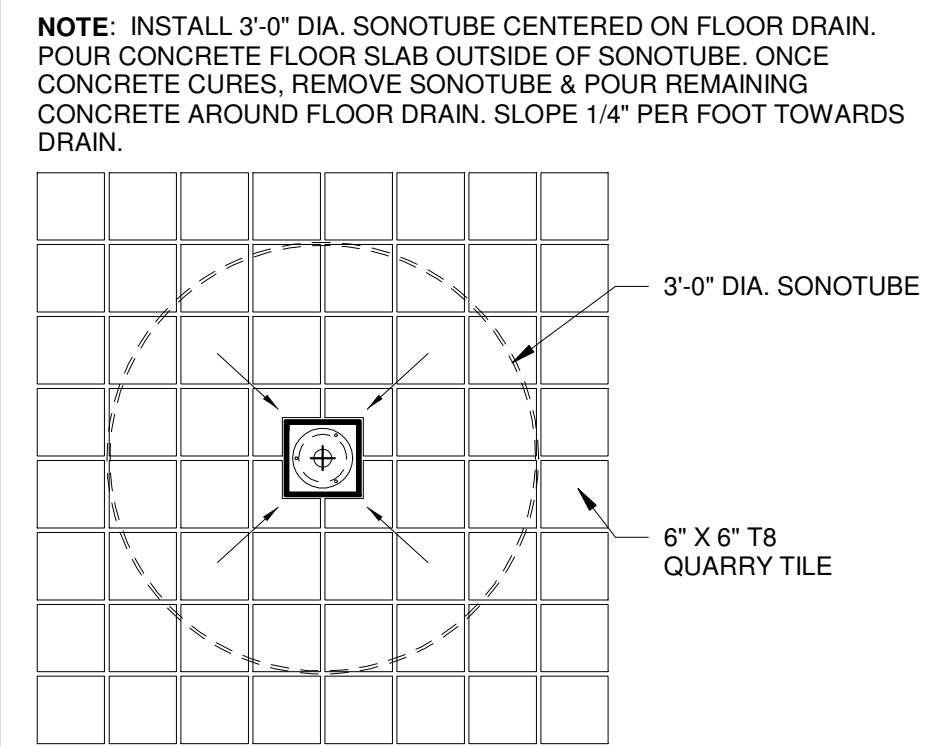
No.	Description	Date
1	FOR BIDS & PERMITS	05/31/22

**CASEWORK
SECTIONS &
DETAILS**

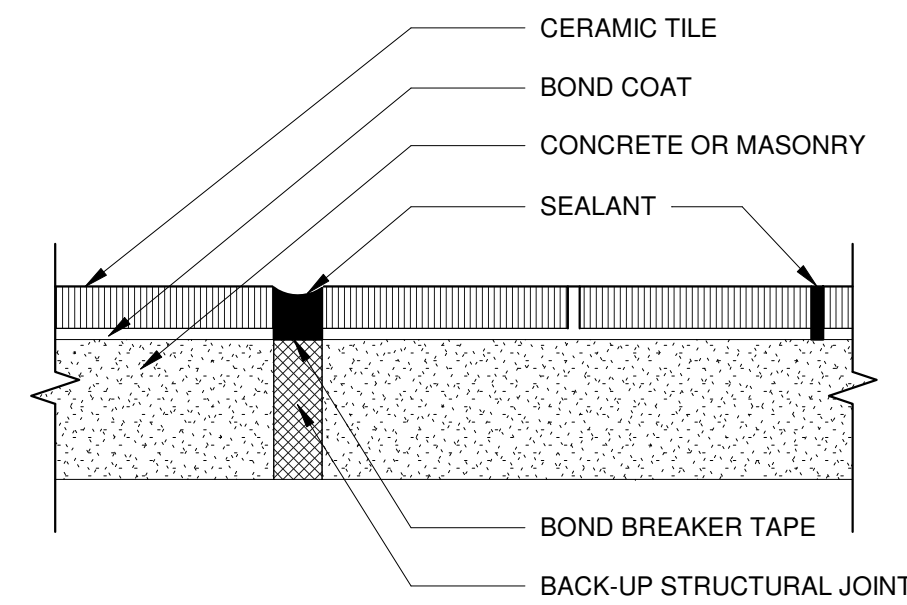
Project Number:	Sheet Number:
#2168	A511
Drawn By:	
Author:	
Issue Date:	
05/24/21	
DPM:	DM:
CPM:	CPM:



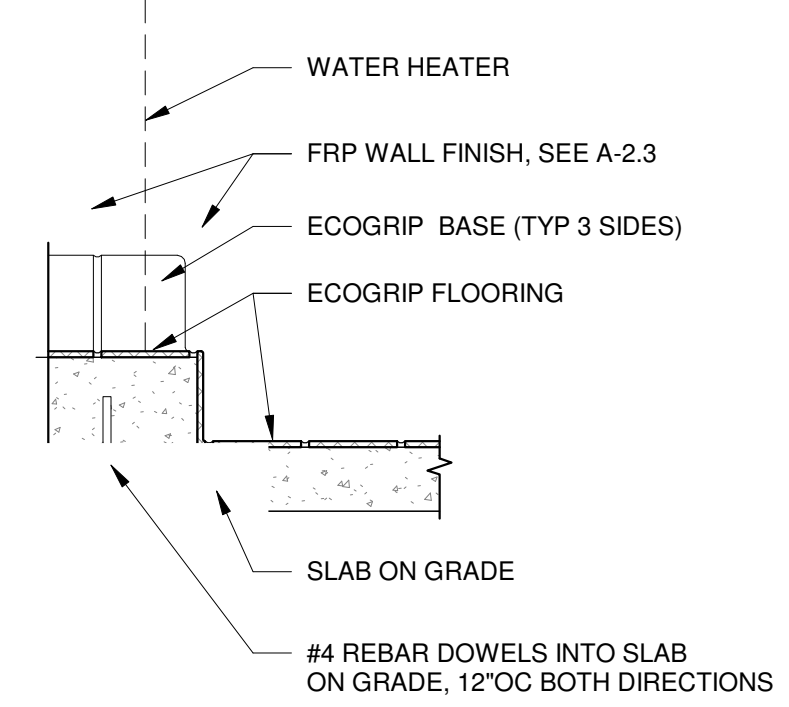
9	TYP. EXPANSION JOINT
	1" = 1'-0"



1	DETAIL @ FLOOR DRAIN
	3/4" = 1'-0"

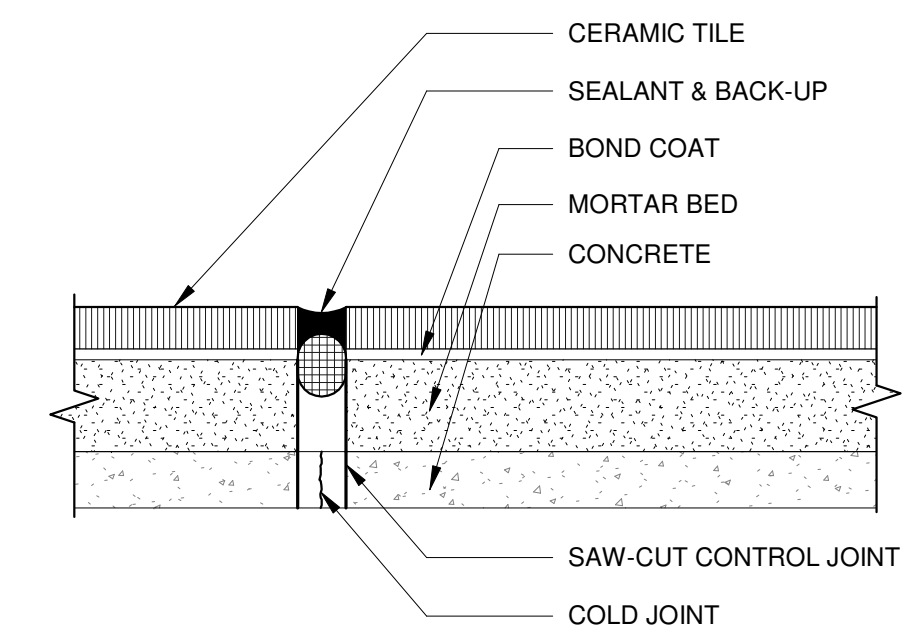


10	TYP. ISOLATION/EXPANSION JOINT
	1" = 1'-0"



NOTE: SEE FLOOR PLAN(S) FOR CURB DIMENSIONS

2.1	WATER HEATER CONCRETE CURB
	1" = 1'-0"



15	TYP. CONSTRUCTION JOINT
	1" = 1'-0"

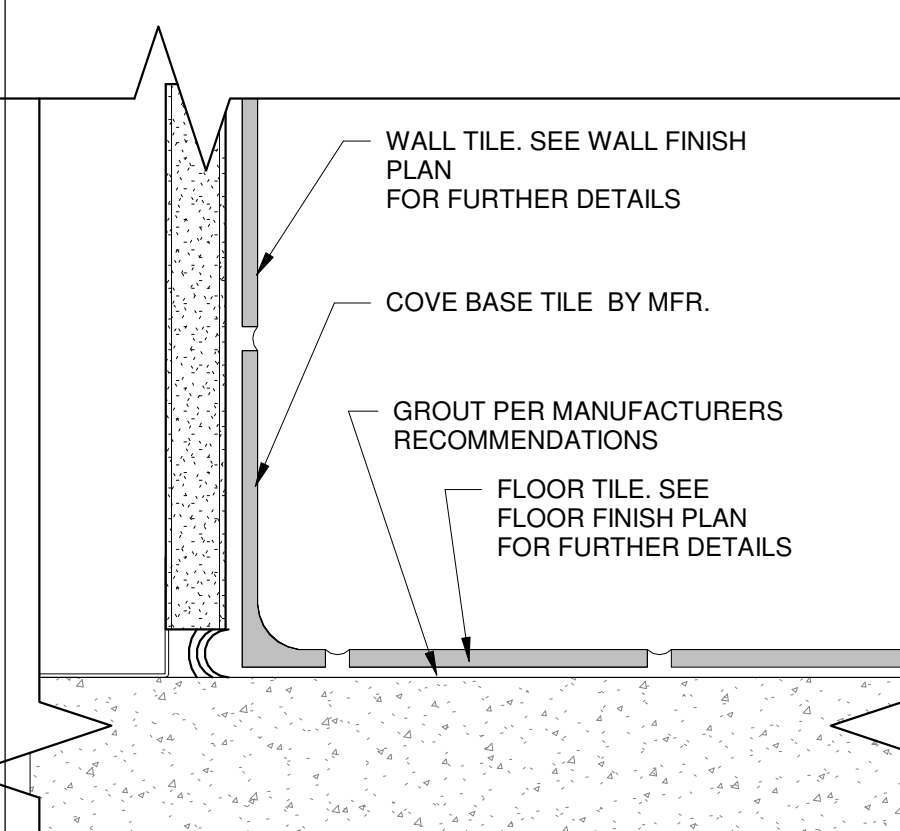
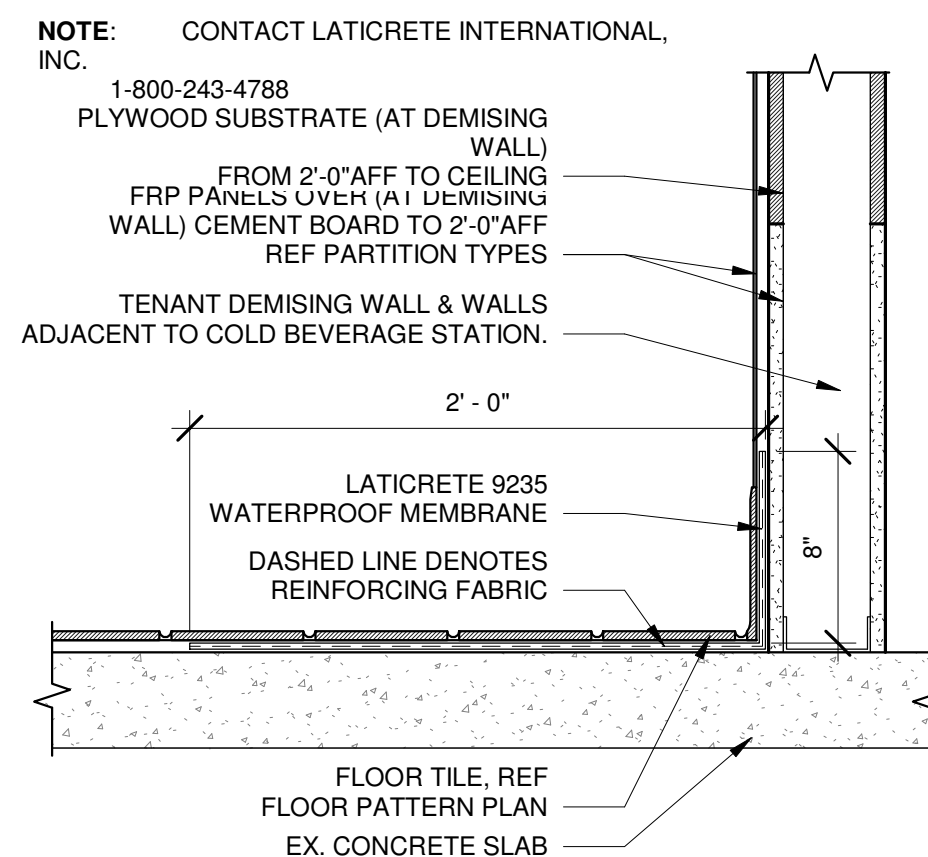


Diagram illustrating the construction details of a cooler wall and base assembly, showing the relationship between the cooler wall, base, and surrounding structure.

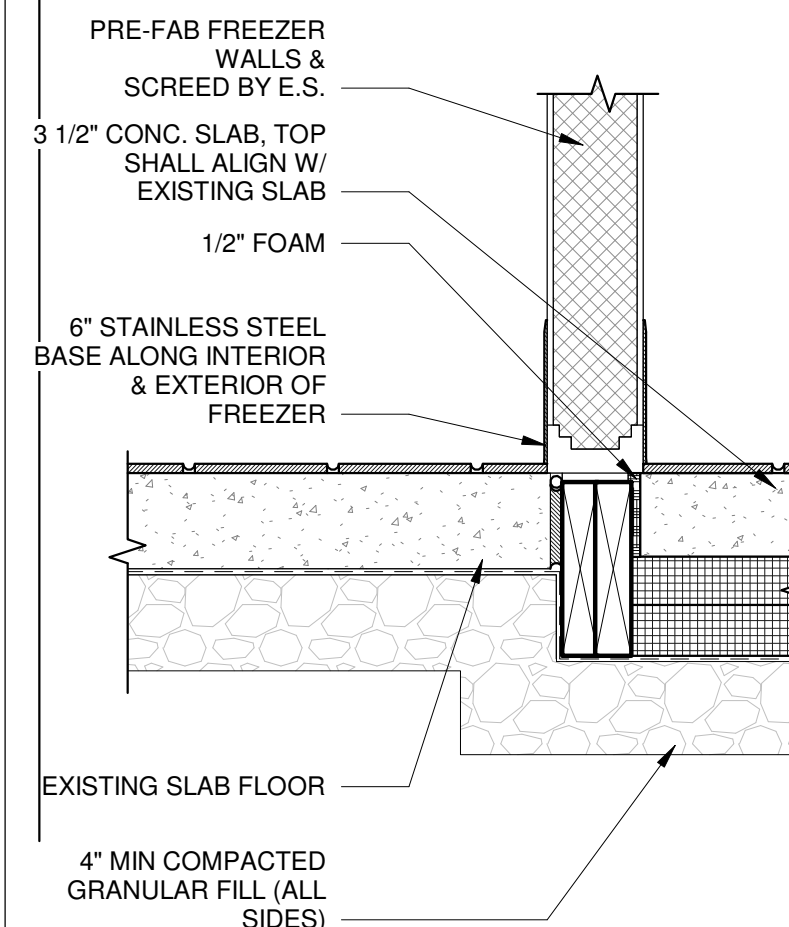
- COOLER WALL & SCREED BY E.S. - REF SHOP DRAWINGS
- 6" STAINLESS STEEL BASE ALONG INTERIOR & EXTERIOR OF COOLER
- 2x4 TREATED SLEEPER (VERIFY LOCATION WITH COOLER MANUFACTURER)
- 5" #4 REBAR @ 2'-0" OC DOWELED & PINNED TO CENTER OF EX CONCRETE SLAB (ALL SIDES)
- NEW CONC. SLAB ON 15 MIL VAPOR BARRIER INSIDE COOLER
- QUARRY TILE T8 BY TENANT'S G.C.

INSIDE OF COOLER

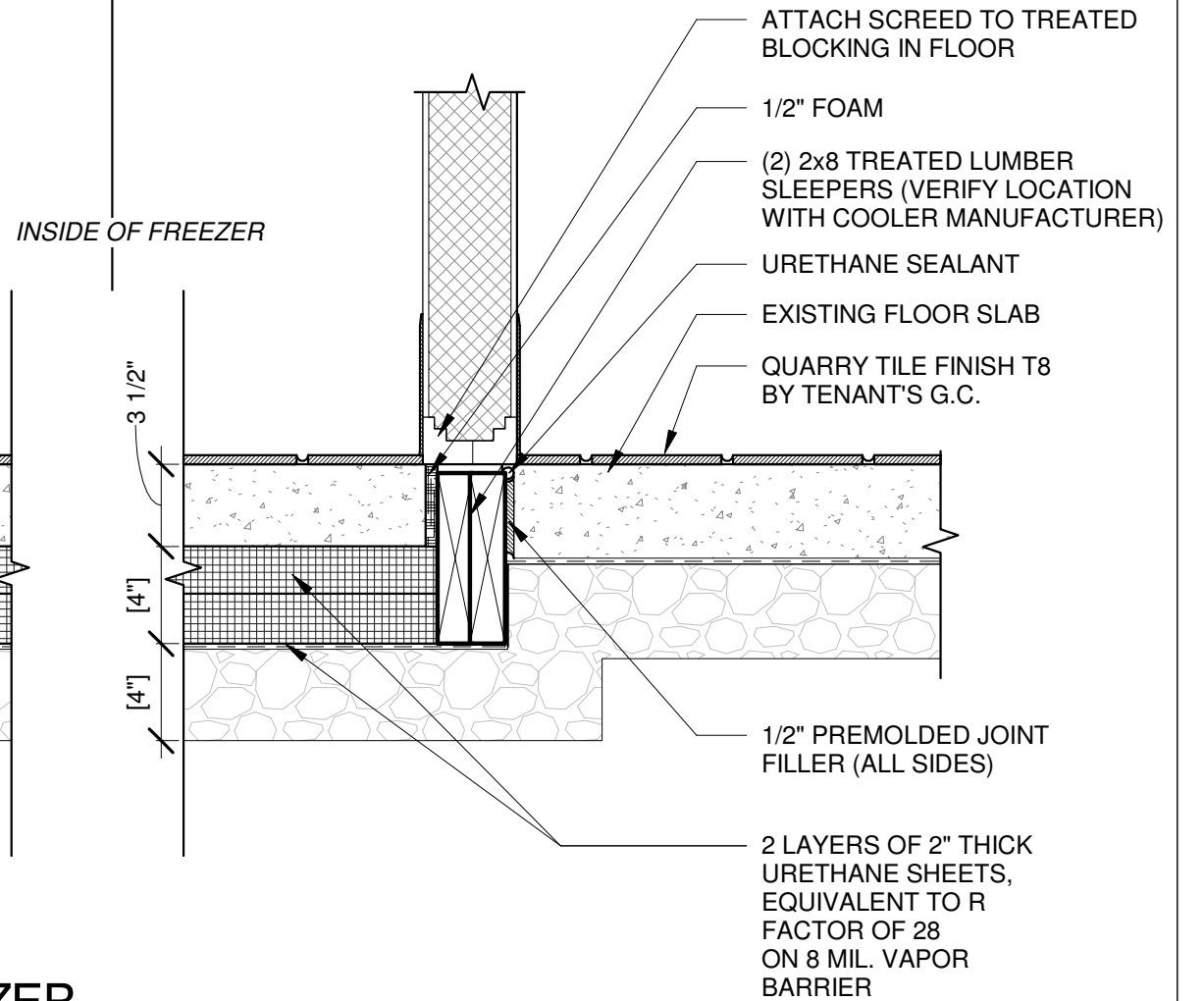
3	SECTION @ WALK-IN COOLER
	1 1/2" = 1'-0"



16	SECTION @ WATERPROOFING
	1 1/2" = 1'-0"




8	SECTION @ WALK-IN FREEZER
	1 1/2" = 1'-0"



8	SECTION @ WALK-IN FREEZER
	1 1/2" = 1'-0"


Project Team:

Professional Seal:



Project Title:

Bakery Cafe#2168
799 LANCASTER DRIVE NE
SUITE 110
SALEM, OR 97301



Consultant Copyright Placeholder



Jeffrey Parker *architects*

28th Street SE, Grand Rapids, MI 49508 | 616-241-0090 | jp-architects.com

No.	Description	Date
	FOR BIDS & PERMITS	05/31/22

FLOORING DETAILS

Project Number:

Sheet Number:

2168

Drawn By:

Author _____
Issue Date: _____

5/24/21

PM:

PM

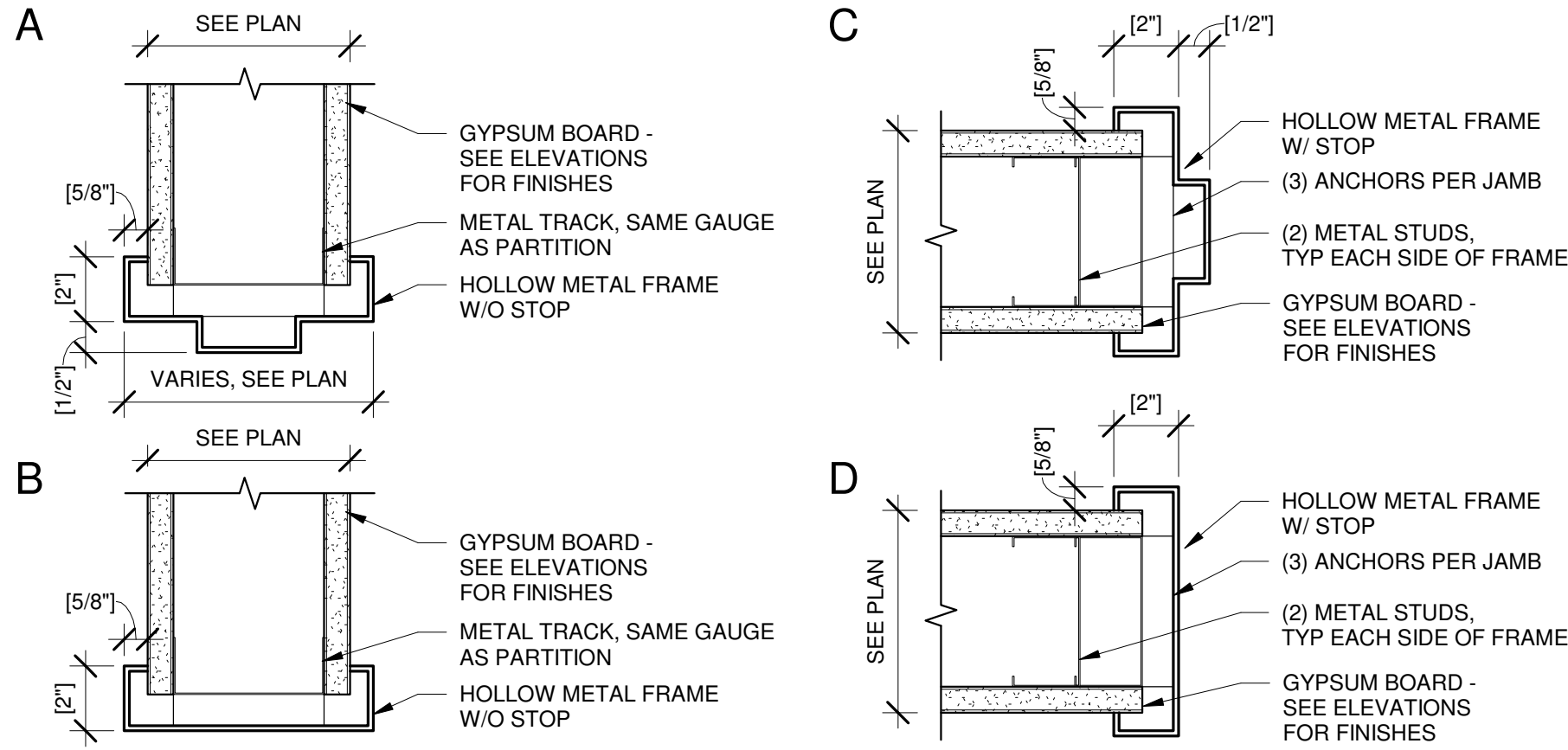
A520

CPM:
CPM

8/17/2022 2:36:19 PM

FINISH SCHEDULE				
NUMBER	DESCRIPTION	MANUFACTURER/DISTRIBUTOR	LOCATION	NOTES
CEILINGS				
ACT1	USG FROST #414, SIZE 2' X 2' X 3/4"; EDGE: SLB; GRID: DX; GRID & TILE COLOR: MANILA #246 (PREFINISHED)	USG	DINING & CIRCULATION AREAS	
ACT2	USG SHEETROCK BRAND LAY-IN PANEL CLIMAPLUS, 2' X 2' VINYL, FINE TEXTURED, PATTERN #3260 WHITE SQUARE EDGE W/ USG-DOWN DX GRID SYSTEM; GRID COLOR: WHITE	USG	SERVICE LINE	
ACT3	USG SHEETROCK BRAND LAY-IN PANEL CLIMAPLUS, 2' X 4' VINYL, FINE TEXTURED, W/ ALUMINUM CAP GRID # 3270 COLOR: WHITE	USG	KITCHEN	
ACT5	USG MILLENNIA #76505; 2' X 2' X 3/4"; COLOR: WHITE; EDGE: SQ; GRID: DOWN DX W/ HOLD DOWN CLIPS; PAINT TILE & GRID PER SCHEDULE PRIOR TO INSTALLATION.	USG	POP UP CEILING	
ACT6	USG FROST #414, SIZE 2' X 2' X 3/4"; EDGE: SLB; GRID: DX; GRID & TILE COLOR: SANDSTONE #090 (PREFINISHED)	USG	DINING & CIRCULATION AREAS	
ACT7	USG FROST #414, SIZE 2' X 2' X 3/4"; EDGE: SLB; GRID: DX; GRID & TILE COLOR: TALPE #107 (PREFINISHED)	USG	DINING & CIRCULATION AREAS	
ACT8	USG FROST #414, SIZE 2' X 2' X 3/4"; EDGE: SLB; GRID: DX; GRID & TILE COLOR: STRAW #143 (PREFINISHED)	USG	DINING & CIRCULATION AREAS	
ACT9	USG FROST #414, SIZE 2' X 2' X 3/4"; EDGE: SLB; GRID: DX; GRID & TILE COLOR: FLAT WHITE #050 (PREFINISHED)	USG	DINING & CIRCULATION AREAS	
ACTX	TEST CEILING, NOT ESTABLISHED	-	-	
BASE, BUMPERS, AND FRP				
B1	1" BUMPER: ECOFLEX TFC10000-012 W/ BA1000 ALUM BASE, ER1000-012 END CAPS, CN1000-012 90DEG CORNER, CX1000-12 45DEG CORNER, FINISH COLOR: BLACK	BOSTON RETAIL	BAKERY/KITCHEN	
B2	1" BUMPER: ECOFLEX TFC10000-193 W/ BA1000 ALUM BASE, ER1000-193 END CAPS, CN1000-193 90DEG CORNER, CX1000-193 45DEG CORNER, FINISH COLOR: POLAR WHITE	BOSTON RETAIL	BAKERY/KITCHEN	
B3	1" BUMPER: ECOFLEX TFC10000-018 W/ BA1000 ALUM BASE, ER1000-018 END CAPS, CN1000-018 90DEG CORNER, CX1000-018 45DEG CORNER, FINISH COLOR: SILVER GRAY	BOSTON RETAIL	BAKERY/KITCHEN	
FRP1	FIBERGLASS REINFORCED PANELS: GLASBORD-PIF (USE PCI IN CANADA), #85 WHITE, CLASS C FIRE RATED, THICKNESS 0.09", TEXTURE: SMOOTH.	CRANE COMPOSITES	BACK OF HOUSE	
MB2	METAL COVE STRIP #DILEX-AHK, FINISH: ANODIZED ALUMINUM	SCHLUTER		
MT1	METAL STRIP PROFILE #JOLLY, FINISH: AGBR, BRUSHED GRAPHITE ANODIZED ALUMINUM	SCHLUTER	FRONT OF HOUSE	
VB1	RUBBER BASE: 0.80" THICK 6" BASE, COLOR: #8 BLACK	ALLSTATE	DINING & SMART ROOMS, CAFE	
VB2	THERMOPLASTIC VINYL BASE: .125" THICK, 4.5" COVE BASE, COLOR: #949 VERDE	MANNINGTON COMMERCIAL	BAKERY/POS	
WB	WOOD BASE SUPPLIED BY CASEWORK SUPPLIER, INSTALLED BY G.C.		CARPET	
CARPET				
C5	STYLE: MMAGNITUDE, COLOR: BLACK PEARL, SIZE 4X24 TILE, INSTALLATION: BRICK ASHLAR.	MANNINGTON COMMERCIAL	DINING AREAS	
C6	STYLE: MATRIX, COLOR: MESA, SIZE 18X36 TILE, INSTALLATION: MONOLITHIC.	SHAW / MATRIX MESA	DINING AREAS	
C7	STYLE: TRAVERSE, COLOR: BROWN THRASHER #8590, SIZE 24X24 TILE, INSTALLATION: MONOLITHIC.	MANNINGTON COMMERCIAL	ENTRYWAY	
C8	STYLE: WIND II, COLOR: PLATEAU #9229, SIZE: 19.69"x19.69" TILE, INSTALLATION: QUARTER TURNED	INTERFACE	DINING AREAS	
C9	STYLE: NIGHT FLIGHT, COLOR: ROCKY SHORE #105998, SIZE: 19.69"x19.69" TILE, INSTALLATION: QUARTER TURNED	INTERFACE	DINING AREAS	
C10	STYLE: WIND II, COLOR: DESERT #9226, SIZE: 19.69"x19.69" TILE, INSTALLATION: QUARTER TURNED	INTERFACE	DINING AREAS	
C11	STYLE: NIGHT FLIGHT, COLOR: CARDOON #105699, SIZE: 19.69"x19.69" TILE, INSTALLATION: QUARTER TURNED	INTERFACE	DINING AREAS	
C12	STYLE: NATURE'S COURSE, COLOR: PEBBLE #105866, SIZE: 9.845"x39.38" PLANK TILE, INSTALLATION: T.B.D.	INTERFACE	DINING AREAS	
C50	NUWAY TUFTIGUARD CLASSIC CLOSED ENTRANCE MAT SYSTEM, 7/16" THICK; SINGLE WIPER STRIP IN UNBUFFERED PLAIN, ANODIZED ALUM. SCRAPER BAR; INSTALL WITH NUWAY ALUMINUM FRAME AMF 163; ORDER THRU MAT INC.	FORBO FURNITURE LINOLEUM	ENTRY VESTIBULE	
QUARRY TILE				
QT	COLOR: CHESTNUT BROWN, #108, SIZE: 6"X6" WITH COVE BASE (ALTERNATE: DALTILE QUARRY TILE, COLOR: DIABLO RED, #0T01, OR COLOR: RED BLAZE, #0Q40, SIZE: 6"X6" SMOOTH W/ PRECISION ENDS & COVE BASE)	METROPOLITAN QUARRY BASICS	FLOOR TILE BOH	GROUT JOINT: 3/8"
DECORATIVE TILE				
T43	QUARZITI, COLOR: QUARTZITE DORADO, SIZE: 12"x24"	IRIS CERAMICA / TRANSCERAMICA	FLOOR TILE FOH (REMODELS)	GROUT JOINT: 1/8"
T43A	QUARZITI, COLOR: QUARTZITE DORADO, SIZE: 4"x24"	IRIS CERAMICA / TRANSCERAMICA	WALL FOH (REMODELS)	GROUT JOINT: 1/8"
T43B	QUARZITI, COLOR: QUARTZITE DORADO, SIZE: 6"x24"	IRIS CERAMICA / TRANSCERAMICA	COVE BASE FOH (REMODELS)	GROUT JOINT: 1/8"
T47	COLOR: FRENCH CLAY LUMIERE, SIZE: 4"x12" CERAMIC TILE, LAYOUT/PATTERN: STACK BOND	FIANDRE / TRANSCERAMICA	WALL RESTROOM	GROUT JOINT: 1/8"
T48	COLOR: FRENCH CLAY CAFE, SIZE: 4"x12" CERAMIC TILE, LAYOUT/PATTERN: 1/3 RUNNING BOND	FIANDRE / TRANSCERAMICA	WALL RESTROOM	GROUT JOINT: 1/8"
T49	COLOR: FRENCH CLAY BRONZAGE, SIZE: 4"x12" CERAMIC TILE, LAYOUT/PATTERN: 1/3 RUNNING BOND	FIANDRE / TRANSCERAMICA	WALL RESTROOM	GROUT JOINT: 1/8"
T51	COLOR: FRENCH CLAY AUTOMNE, SIZE: 4"x12" CERAMIC TILE, LAYOUT/PATTERN: STACK BOND	FIANDRE / TRANSCERAMICA	WALL RESTROOM	GROUT JOINT: 1/8"
T54	STYLE: RITTENHOUSE, COLOR: WHITE 0100, SIZE: 3'X6" CERAMIC TILE, LAYOUT/PATTERN: RUNNING BOND	DALTILE	WALL EXPO (REMODELS)	GROUT JOINT: 1/16"
T55	CORE SHADE, COLOR: FAWN CORE, SIZE: 12"x24" PORCELAIN TILE, LAYOUT/PATTERN: 1/3 RUNNING BOND	FIANDRE / TRANSCERAMICA	FLOOR TILE	GROUT JOINT: 1/8"
T55A	CORE SHADE, COLOR: FAWN CORE, SIZE: 6"x12" PORCELAIN TILE	FIANDRE / TRANSCERAMICA	COVE BASE	GROUT JOINT: 1/8"
T59	PIETRA DI BASALTO, COLOR: BEIGE, SIZE: 12"x24", LAYOUT/PATTERN: 1/3 RUNNING BOND	IRIS CERAMICA / TRANSCERAMICA	FLOOR TILE	GROUT JOINT: 1/8"
T59A	PIETRA DI BASALTO, COLOR: BEIGE, SIZE: 6"x12"	IRIS CERAMICA / TRANSCERAMICA	COVE BASE	GROUT JOINT: 1/8"
T66A	PIETRA DI BASALTO, COLOR: MORO, MATTE, SIZE: 12"x24", LAYOUT/PATTERN: 1/3 RUNNING BOND	IRIS CERAMICA / TRANSCERAMICA	FLOOR TILE	GROUT JOINT: 1/8"
T66B	PIETRA DI BASALTO, COLOR: MORO, MATTE, SIZE: 6"x12"	IRIS CERAMICA / TRANSCERAMICA	COVE BASE	GROUT JOINT: 1/8"
T69	THIN BRICK, COLOR: BLUE RIDGE, FINISH: GLOSS, SIZE: 2.5" X 8", LAYOUT/PATTERN: STACK BOND	FIRECLAY TILE	WALL FIREPLACE, ACCENT	GROUT JOINT: 1/4"
T71A	THIN BRICK, COLOR: SAN GABRIEL, FINISH: SATIN, SIZE: 2.5" X 8", LAYOUT/PATTERN: STACK BOND	FIRECLAY TILE	WALL BAKERY, FIREPLACE	GROUT JOINT: 1/4"
T72	FIRECLAY, THIN BRICK, COLOR: BITTERROOT, FINISH: GLOSS, SIZE: 2.5" X 8", LAYOUT/PATTERN: STACK BOND	FIRECLAY TILE	WALL FIREPLACE, ACCENT	GROUT JOINT: 1/4"
T101	COLOR: FORGED; OLIVE GREEN, SIZE: 2.5" X 9.5", LAYOUT/PATTERN: STACK BOND	CREATIVE MATERIALS	WALL FEATURE COLOR	G26; (US); 1/4"
T102	COLOR: ZELIGE; SPECKLED TALPE, SIZE: 5" X 5", LAYOUT/PATTERN: STACK BOND	WOW TILE	WALL FEATURE WHITE	G27; (US); 1/8"
T104	COLOR: OXIDIZE; BROWN, SIZE: 12" X 24", LAYOUT/PATTERN: STACKED	CREATIVE MATERIALS	FLOOR DINING/RESTROOM	G28; (US); 1/4"
GROUT NOTES				
NOTE	*** SHOWN NEXT TO TILE NUMBER INDICATES GROUT TO BE UNSANDED. ALL OTHER GROUT INSTANCES TO USE SANDED GROUT.			
GROUT				
G1	COLOR: 39 IVORY. ALTERNATE: LATICRETE GROUT COLOR: 39 MUSHROOM	MAPEI	T43, T49"	
G2	COLOR: 42 MOCHA. ALTERNATE: LATICRETEGROUT COLOR: 43 CHOCOLATE TRUFFLE	MAPEI	QT (CHESTNUT BROWN ONLY)	
G3	COLOR: 112 PECAN. ALTERNATE: LATICRETE GROUT COLOR: 46 QUARRY RED	MAPEI	QT (DIABLO RED & RED BLAZE ONLY), T65A	
G6	COLOR: 06 HARVEST. ALTERNATE: LATICRETE GROUT COLOR: 41 KASHMIR	MAPEI	-	
G7	COLOR: 67 AUTUMN GREEN	LATICRETE	T51"	
G8	COLOR: 09 GRAY. ALTERNATE: LATICRETE GROUT COLOR: 35 MOCHA	MAPEI	-	
G9	COLOR: 11 SAHARA BEIGE. ALTERNATE: LATICRETE GROUT COLOR:24 NATURAL GREY	MAPEI	-	
G14	COLOR: 47 CHARCOAL. ALTERNATE: LATICRETE GROUT COLOR: 45 RAVEN	MAPEI	T47", T48", T49", T54", T66A, T66B, T74	
G15	COLOR: 10 BLACK. ALTERNATE: LATICRETE GROUT COLOR: 22 MIDNIGHT BLACK	MAPEI	T69	
G16	COLOR: 02 PEWTER. ALTERNATE: LATICRETE GROUT COLOR: 78 STERLING SILVER	MAPEI	-	
G17	COLOR: 04 BAHAMA BEIGE, ALTERNATE: T.B.D.	MAPEI	T72, T77, T78	
G18	COLOR: 105 DRIFTWOOD, ALTERNATE: T.B.D.	MAPEI	T55, T55A	
G26	COLOR: 47; CHARCOAL	MAPEI		
G27	COLOR: 00; WHITE	MAPEI		
G28	COLOR: 35; NAVAJO BROWN	MAPEI		
GX	TEST GROUT, NOT ESTABLISHED	MAPEI		
WALL COVERING NOTES				
NOTE	TEXTURGLAS FINAL FINISH TO BE SCHEDULED PAINT COLOR			
WALL COVERING				
WC1	TEXTURGLAS WALL FINISH SYSTEM, CLASS A FIRE RATING, TG4; BURLAP	ROOS INTERNATIONAL	FOH	
WC2	TEXTURGLAS WALL FINISH SYSTEM, CLASS A FIRE RATING, TG7550; CROISINE	ROOS INTERNATIONAL	FOH	
WC8	STYLE: WATERCOLOR CANVAS; COLOR: EVERGREEN	MDC	FOH ACCENT	
MISCELLANEOUS				
CMU	SPLIT FACE CMU - 4"x12"x24", CHISELED FACE WITH INTEGRAL COLOR: ARRISCRAFT RENNAISSANCE MASONRY UNIT, COLOR: SANDDRIFT, FINISH: PRESS HAMMERED		TRASH ENCLOSURE	
GL1	EUROPEAN CLEAR, TREE BARK, 5/32" THICKNESS SINGLE PANE GLASS	BENDHEIM	INTERIOR SCREEN WALLS	
GL2	SEEDED, SINGLE PANE GLASS	SEEDED	INTERIOR SCREEN WALLS	
IG	1" INSULATED CLEAR GLAZING TYPICAL		STOREFRONT	
IGS	1" INSULATED SPANDREL GLAZING TYPICAL, COLOR: BLACK		STOREFRONT	
TREX	TREX PLYWOOD, COLOR: SADDLE	TREX	TRASH GATE	
TREX2	TREX PLYWOOD, COLOR: WINCHESTER GREY	TREX	UTILITY SCREEN	
WOOD				
MW904.A1	STANDARD CHAIR RAIL, SIZE: 5" T X 3/4" (PRICE PER L.F.T.)	MILLWORK VENDOR	FOH	
MW904.B1	PROFILED CHAIR RAIL, (3) HALF ROUND, SIZE: 4.5" T X 3/4"	MOUNTAIN LUMBER	FOH	
WD24	1/4" BEAD BOARD PANELING, 3" V GROOVE O.C.; PRIMED (WHITE) & PAINTED IN THE FIELD	MILLWORK VENDOR	FOH	
WD25	1/2" BEAD BOARD PANELING, 3" V GROOVE O.C.; PRIMED (WHITE) & PAINTED IN THE FIELD	MILLWORK VENDOR	FOH	
WD30	WHITE OAK, NATURAL, WIRE BRUSHED; FINISH: DEAD FLAT	MILLWORK VENDOR	BAKERY POS / BEVERAGE / RPU / EXPO	
WD30A	WHITE OAK, NATURAL, FINISH: DEAD FLAT	MILLWORK VENDOR	BAKERY POS / BEVERAGE / RPU / EXPO	
WD31	WHITE OAK, GREEN, WIRE BRUSHED; FINISH: DEAD FLAT (USE EXISTING INVENTORY ONLY)	MILLWORK VENDOR	ACCENT WALLS / BAKERY	
WD31A	WHITE OAK, GREEN; FINISH: DEAD FLAT (USE EXISTING INVENTORY ONLY)	MILLWORK VENDOR	ACCENT WALLS / BAKERY	
WD32	WHITE OAK, DARK STAIN, WIRE BRUSHED; FINISH: DEAD FLAT	MILLWORK VENDOR	KIOSKS / TRASH&BUSSING / CEILING ELEMENTS	
WD32A	WHITE OAK, DARK STAIN; FINISH: DEAD FLAT	MILLWORK VENDOR	KIOSKS / TRASH&BUSSING / CEILING ELEMENTS	
WD33	WHITE OAK, 3/4" SHIPLAP; 4" W; WHITE WASHED; FINISH: DEAD FLAT	MILLWORK VENDOR	CONSOLIDATION WALL / WAINSCOTTING	
WD37	WHITE OAK FINISH FOR TABLE TOPS	VIRIDIAN	FOH	
WD40A	PEAKED WHITE OAK, CLEAR	MOUNTAIN LUMBER	FOH	
WD40B	PEAKED WHITE OAK, BLACK	MOUNTAIN LUMBER	FOH	
WD40C	PEAKED WHITE OAK, WALNUT	MOUNTAIN LUMBER	FOH	

FINISH SCHEDULE				
NUMBER	DESCRIPTION	MANUFACTURER/DISTRIBUTOR	LOCATION	NOTES
WD41A	OP ROUNDED PANEL, CLEAR	MOUNTAIN LUMBER	FOH	
WD41B	OP ROUNDED PANEL, BLACK	MOUNTAIN LUMBER	FOH	
WD41C	OP ROUNDED PANEL, WALNUT	MOUNTAIN LUMBER	FOH	
WD42A	ROUNDED PANEL, CLEAR	MOUNTAIN LUMBER	FOH	
WD42B	ROUNDED PANEL, BLACK	MOUNTAIN LUMBER	FOH	
WD42C	ROUNDED PANEL, WALNUT	MOUNTAIN LUMBER	FOH	
WD43A	HALF-ROUND PANEL, CLEAR	MOUNTAIN LUMBER	FOH	
WD43B	HALF-ROUND PANEL, BLACK	MOUNTAIN LUMBER	FOH	
WD43C	HALF-ROUND PANEL, WALNUT	MOUNTAIN LUMBER	FOH	
WD44A	ROUNDED-FLAT ALTERNATING, CLEAR	MOUNTAIN LUMBER	FOH	
WD44B	ROUNDED-FLAT ALTERNATING, BLACK	MOUNTAIN LUMBER	FOH	
WD44C	ROUNDED-FLAT ALTERNATING, WALNUT	MOUNTAIN LUMBER	FOH	
WD45A	SHIPLAP, CLEAR	MOUNTAIN LUMBER	FOH	
WD45B	SHIPLAP, BLACK	MOUNTAIN LUMBER	FOH	
WD45C	SHIPLAP, WALNUT	MOUNTAIN LUMBER	FOH	
WD46	CHARACTER OAK	MOUNTAIN LUMBER	FOH	
WD47	GALLATIN	MOUNTAIN LUMBER	FOH	
WD48	WIND RIVER	MOUNTAIN LUMBER	FOH	
WD49	WALNUT	MOUNTAIN LUMBER	FOH	
WD803	TOP/END CAP; SIZE: VARIES X 3/4"	MILLWORK VENDOR	FOH	
WDX	TEST WOOD, NOT ESTABLISHED			
PAINT NOTES				
NOTE	INTERIOR PAINT: USE FRESH START PRIMER 02300 (WARM), USE SEMI-GLOSS FINISH IN FOOD SERVICE AREAS, USE EGSSHELL FINISH FOR ALL OTHER WALLS AND RESTROOM. USE SATIN FINISH ON INTERIOR DOORS & FRAMES. EXTERIOR EIFS: TOP COAT TO MATCH UNIDENTIFIED BENJAMIN MOORE PAINT COLOR. VERSITRIM FASCIA: MATCH BENJAMIN MOORE PAINT AT WALL BELOW, POST COATED, KYNAR 500 OR EQUAL PAINT.			
PAINT				
P9	GREAT BARRINGTON GREEN; #HC-122	BENJAMIN MOORE	EXTERIOR; ACCENT	
P72	GOLDEN RETRIEVER; #2165-30	BENJAMIN MOORE		
P98	CABOT TRAIL; #998	BENJAMIN MOORE	EXTERIOR; FIELD	
P99	FAIRVIEW TAUPE; #HC-85	BENJAMIN MOORE	EXTERIOR; FIELD	
P105	BREWSTER GRAY; #HC-162	BENJAMIN MOORE		
P107	MIDSUMMER NIGHT; #2134-20	BENJAMIN MOORE	CEILING, EXTERIOR; ACCENT	
P159	BERBER WHITE; #955	BENJAMIN MOORE	EXTERIOR; FIELD	
P160	SHALE; #861	BENJAMIN MOORE	EXTERIOR; FIELD	
P161	WEIMARANER; #AF-155	BENJAMIN MOORE	EXTERIOR; FIELD	
P163	CUSHING GREEN; #HC-125	BENJAMIN MOORE	EXTERIOR; ACCENT	
P165	KENDALL CHARCOAL; #HC-166	BENJAMIN MOORE	EXTERIOR; ACCENT	
P166	CHEATING HEART; #1617	BENJAMIN MOORE	ACCENT / TRIM	
P167	STONE HEARTH; #984	BENJAMIN MOORE		
P168	IRON GATE; #1545	BENJAMIN MOORE	EXTERIOR; FIELD	
P179	FLAGSTONE; #CC-1516	BENJAMIN MOORE	EXTERIOR; FIELD	
P193	SILVER MARLIN; #2139-50	BENJAMIN MOORE		
P204	ALMOST BLACK; #2130-30	BENJAMIN MOORE	EXTERIOR; ACCENT	
P205	PINE BROOK; #490	BENJAMIN MOORE	EXTERIOR; BRAND ACCENT	
P206	OAK GROVE; #489	BENJAMIN MOORE	EXTERIOR; BRAND ACCENT	
P208	CALDWELL GREEN; #HC-124	BENJAMIN MOORE		
P215	LEAD GRAY; #2131-30	BENJAMIN MOORE		
P219	SERENGETI SAND; #2164-40	BENJAMIN MOORE		
P221	PATINA; #1195	BENJAMIN MOORE		
P226	CREAM SODA; #1082	BENJAMIN MOORE	ACCENT WALLS	
P228	BRENTWOOD; #1223	BENJAMIN MOORE	ACCENT WALLS	
P229	RUSHING RIVER; #1574	BENJAMIN MOORE	ACCENT WALLS	
P232	GREYHOUND; #1579	BENJAMIN MOORE	FIELD WALLS	
P233	MOONSHINE; #2140-60	BENJAMIN MOORE	ACCENT WALLS	
P234	CARIBBEAN TEAL; #2123-20	BENJAMIN MOORE	ACCENT WALLS	
P238	KING ARTHURS COURT; #1081	BENJAMIN MOORE	ACCENT WALLS	
P244	POLARIS BLUE; #1649	BENJAMIN MOORE	FIELD WALLS	
P248	VERMONT SLATE; #1673	BENJAMIN MOORE	ACCENT WALLS	
P249	DEARBORN TAN; #1153	BENJAMIN MOORE	ACCENT WALLS	
P253	CHADWICK BROWN; #1160	BENJAMIN MOORE	ACCENT WALLS	
P256	RHINE RIVER; #689	BENJAMIN MOORE	FIELD WALLS	
P257	ANNAPOLIS GREEN; #687	BENJAMIN MOORE	ACCENT WALLS	
P258	EL CAJON CLAY; #1260	BENJAMIN MOORE	ACCENT WALLS	
P262	BRITTANY BLUE; #1633	BENJAMIN MOORE	ACCENT WALLS	
P264	STILLWATER; #1650	BENJAMIN MOORE	ACCENT WALLS	
P292	COLLECTOR'S ITEM; #AF-45	BENJAMIN MOORE		
P294	HUNTER GREEN; #2041-10	BENJAMIN MOORE		
UPHOLSTERY				
F77	TWEED MULTI, 3722-701 ORANGE	DESIGNTEX		
F112	CONGA, 2931-07 TEAK	ANZEA		
F116	ALIGN, 3520-000 CHALK	BERNHARDT		
F120	ZION, HYDRO	FABRICUT		
F122	PORT OF SPAIN, 21	FIL DOUX		
F127	COBBLE HILL, 4186-02 THE ROCKAWAYS	POLLACK		
F128	NAIROBI, 2465-05 INDIGO	POLLACK		
F133	VACATION, CANYON	FIL DOUX		
F139	PARK SLOPE, CANDY	FIL DOUX		
F147	ICELAND, INDIGO	FABRICUT		
F151	DIGI TWEED, 4058-09 LODEN TWEED	LUUM		
F153	AMPLE, 4034-06 CHAMELEON	LUUM		
S11	LUDINGTON, 3285-702 EARTH	DESIGNTEX		
S52	U.S. SHERMAN SODA, U1539-998	DESIGNTEX	BOOTH SEAT	
S56	LUDINGTON, 3285-805 GRAY QUARTZ	DESIGNTEX		
S57	BOUNTY COFFEE	FIL DOUX		
S63	JEFE, RUM PUNCHED	FIL DOUX		
S67	DYNA, HAZEL	FIL DOUX		
S68	SEDONA, SEAFOAM	FIL DOUX		
S69	DIMA, NIGHTFALL	FIL DOUX		
S70	BASILICA, APPLE LIME	FIL DOUX		
SOLID SURFACING				
SS23	CORIAN, COLOR: RAIN CLOUD	CORIAN	SILLS ONLY	
SS24	COLOR: CARARRA-V201	ARRAY SOLID SURFACE	COUNTER/TABLE TOPS	
SS25	COLOR: DOVER-A850	ARRAY SOLID SURFACE	COUNTER/TABLE TOPS	
SS27	COLOR: NOUGAT-A905	ARRAY SOLID SURFACE	COUNTER/TABLE TOPS	
SS28	COLOR: ARISTON-V295	ARRAY SOLID SURFACE	COUNTER/TABLE TOPS	
LAMINATES				
L104	WILSONART 1500 - 60 GREY	WILSONART	KITCHEN DOOR	
L105	4155 PEWTER	FORBO FURNITURE LINOLEUM	TABLE TOPS	
L107	0717 CASTORO OTTAWA	FENIX	CONSOLIDATION SCREENS	
L108	0724 GRIGIO BROMO	FENIX	CONSOLIDATION / BAKERY	
L109	0750 VERDE COMODORO	FENIX	CONSOLIDATION SCREENS	
LX	TEST LAMINATE, NOT ESTABLISHED			
PAVING STONE				
PV-1	HOLLAND PAVING STONE (FIELD), COLOR: RUSTIC RED, PATTERN: HERRINGBONE RECTANGULAR	UNILOCK	OUTDOOR CAFE - FIELD	
EXTERIOR FABRIC				
EF-2	GREEN: SATTLER 314-043 P-GREEN, 80"W FABRIC, TREATED WITH FLAMECOAT FLAME RETARDANT		AWNING	
EF-3	OATMEAL: SATTLER 314-072 BARK, 47"W FABRIC, TREATED WITH FLAMECOAT FLAME RETARDANT		AWNING	
EF-4	ESPRESSO: SATTLER 314-919 DESERT, 47"W FABRIC, TREATED WITH FLAMECOAT FLAME RETARDANT		AWNING	



17 INTERIOR DOOR FRAME DETAILS

3" = 1'-0"

HARDWARE SCHEDULE

QTY	PROVIDE: PER DOOR	SUPPLIER
GROUP 1- (DOUBLE ENTRY W/ LOCK)- MATCH STOREFRONT FINISH		
1 EACH	CONTINUOUS GEAR HINGE, CONCEALED 780-224HD	HAGER
1 EACH	EXIT DEVICE 25-C (PANIC BAR)	FALCON
1 EACH	PULL 12L	HAGER
1 EACH	CYLINDER (VERIFY CAM & FINISH MAT'L) MAY REQUIRE 718C CYLINDER TRIM	FALCON
1 EACH	CLOSER, HEAVY DUTY, 4041 (4040 SERIES)	LCN
1 EACH	THRESHOLD, HEAVY DUTY, 1715	PEMCO
1 EACH	WEATHERSTRIP 315SSR	PEMCO
1 EACH	STOP - AS REQUIRED. WALL-WS407CCV, FLOOR-FS436 OR FS438	IVES
1 EACH	SWEEP 307AV (OR EQUAL): COMPATIBLE W/ DOOR SPEC.	PEMCO

GROUP 1A- (ENTRY W/OUT LOCK)- MATCH STOREFRONT FINISH		
1 EACH	CONTINUOUS GEAR HINGE, CONCEALED 780-224HD	HAGER
1 EACH	PUSH/PULL SET 160D-V-B	HAGER
1 EACH	CLOSER, HEAVY DUTY, 4041 (4040 SERIES)	LCN
1 EACH	THRESHOLD, HEAVY DUTY, 1715	PEMCO
1 EACH	WEATHERSTRIP 315SSR	PEMCO
1 EACH	STOP - AS REQUIRED. WALL-WS407CCV, FLOOR-FS436 OR FS438	IVES

GROUP 1B- (SINGLE ENTRY W/LOCK)- MATCH STOREFRONT FINISH		
1 EACH	CONTINUOUS GEAR HINGE, CONCEALED 780-224HD	HAGER
1 EACH	EXIT DEVICE 25-R (PANIC BAR)	FALCON
1 EACH	PULL 12L	HAGER
1 EACH	CYLINDER (VERIFY CAM & FINISH MAT'L)	FALCON
1 EACH	CLOSER, HEAVY DUTY, 4041 (4040 SERIES)	LCN
1 EACH	THRESHOLD, HEAVY DUTY, 1715	PEMCO
1 EACH	WEATHERSTRIP 315SSR	PEMCO
1 EACH	STOP - AS REQUIRED. WALL-WS407CCV, FLOOR-FS436 OR FS438	IVES
1 EACH	SWEEP 307AV (OR EQUAL): COMPATIBLE W/ DOOR SPEC.	PEMCO

GROUP 1C- (EGRESS EXIT) - MATCH STOREFRONT FINISH		
1 EACH	CONTINUOUS GEAR HINGE, CONCEALED 780-224HD	HAGER
1 EACH	EXIT DEVICE 25-R (PANIC BAR)	FALCON
1 EACH	PULL 12L	HAGER
1 EACH	CLOSER, HEAVY DUTY, 4041 (4040 SERIES)	LCN
1 EACH	THRESHOLD, HEAVY DUTY, 1715	PEMCO
1 EACH	WEATHERSTRIP 315SSR	PEMCO
1 EACH	STOP - AS REQUIRED. WALL-WS407CCV, FLOOR-FS436 OR FS438	IVES
1 EACH	SWEEP 307AV (OR EQUAL): COMPATIBLE W/ DOOR SPEC.	PEMCO

GROUP 2 - (SERVICE DOOR)		
1 EACH	CONTINUOUS PIANO HINGE, 780-210HD	HAGER-ROTON
1 EACH	EXIT DEVICE 19-R-EO (PANIC BAR)	FALCON
1 EACH	CLOSER, HEAVY DUTY, 4041 (4040 SERIES)	LCN
1 EACH	EXIT ALARM EAX-3500FK (FLUSH MOUNT KIT)	DETEX
1 EACH	THRESHOLD 171A - SIZE AS REQUIRED	PEMCO
1 EACH	SWEEP 307AV - SIZE AS REQUIRED	PEMCO
1 EACH	WEATHERSTRIP 303AV- SIZE AS REQUIRED KICK	PEMCO
2 EACH	KICK PLATE 24"X34" (US32D FINISH)	-
1 EACH	WIDE ANGLE VIEWER 698	IVES
1 EACH	24" HC STAINLESS GRAB BAR BUMPER- B-5806-24 OR EQUAL	BOBRICK
1 EACH	STOP - AS REQUIRED. WALL-WS407CCV, FLOOR-FS436 OR FS438	IVES

GROUP 3A- RESTROOM (MULTI-USE) PASSAGE		
1 1/2 PAIR	HINGE BB1279 4 1/2" X 4 1/2"	HAGER
1 EACH	PULL 8302B 3 1/2" X 15" PA28	IVES
1 EACH	PUSH 8200 3 1/2" X 15" PA28	IVES
1 EACH	CLOSER, 8616FH	DORMA
3 EACH	SILENCERS GJ64	GLYNN JOHNSON
2 EACH	KICK PLATE 12"X34" (US32D FINISH)	-
1 EACH	STOP - AS REQUIRED. WALL-WS407CCV, FLOOR-FS436 OR FS438	IVES

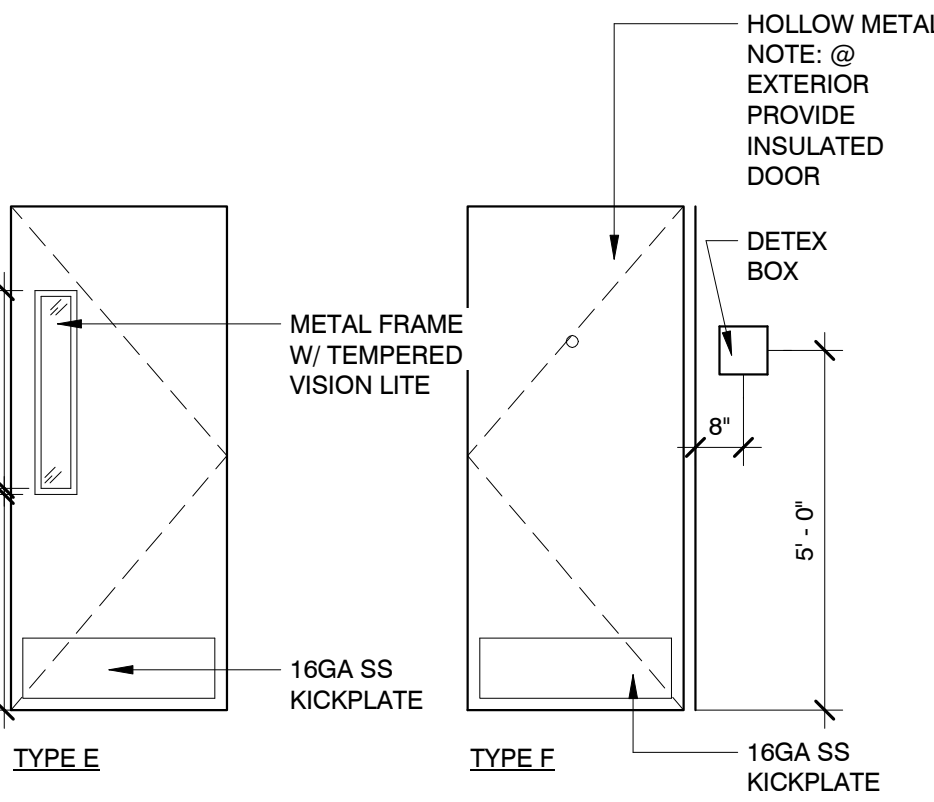
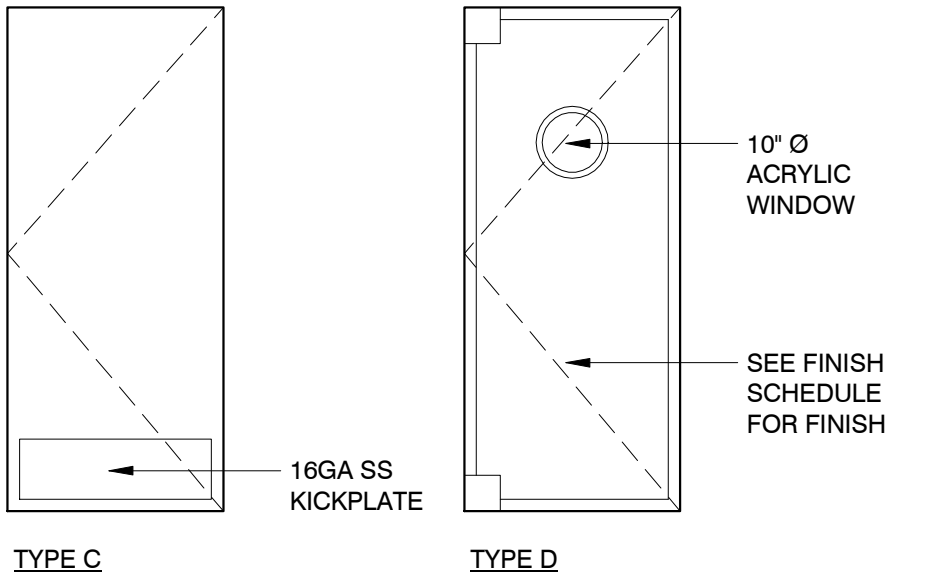
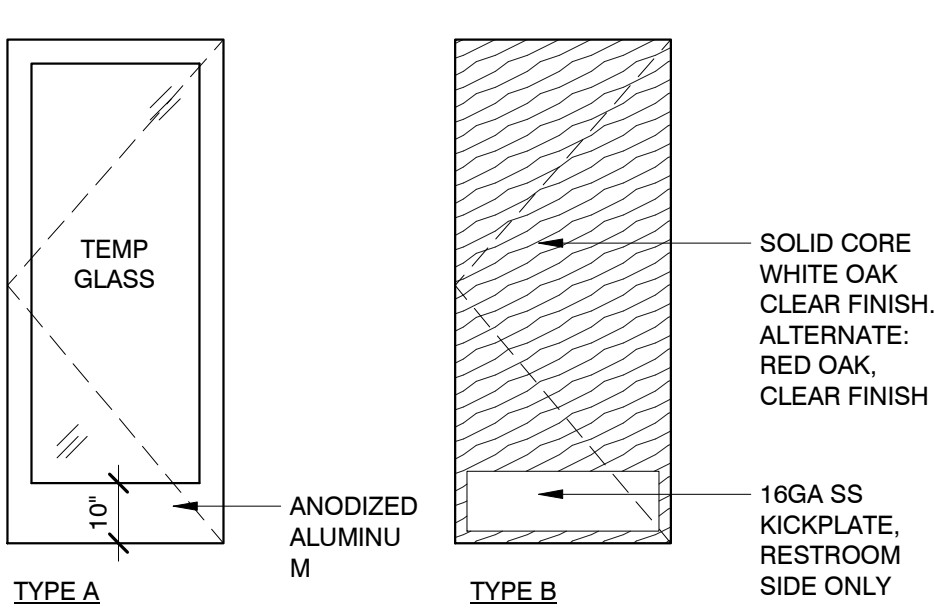
GROUP 3B- RESTROOM (SINGLE-USE)		
1 1/2 PAIR	HINGE BB1279 4 1/2" X 4 1/2"	HAGER
1 EACH	CYLINDER B-SERIES, B301, "D" LEVER STYLE, PRIVACY FUNCTION	FALCON
1 EACH	DEADBOLT W/ "IN USE" & "VACANT" INDICATOR D271-626 SATIN CHROME FINISH	FALCON
1 EACH	CLOSER, 8616FH	DORMA
3 EACH	SILENCERS GJ64	GLYNN JOHNSON
2 EACH	KICK PLATE 12"X34" (US32D FINISH)	-
1 EACH	STOP - AS REQUIRED. WALL-WS407CCV, FLOOR-FS436 OR FS438	IVES

GROUP 4- OFFICE/ PRIVACY		
1 1/2 PAIR	HINGE BB1279 4 1/2" X 4 1/2"	HAGER
1 EACH	CYLINDER B-SERIES, B581, "D" LEVER STYLE, STOREFROOM FUNCTION	FALCON
1 EACH	CLOSER 8616AF86 (NON HOLD OPEN)	DORMA
3 EACH	SILENCERS GJ64	GLYNN JOHNSON
1 EACH	STOP - AS REQUIRED. WALL-WS407CCV, FLOOR-FS436 OR FS438	IVES
2 EACH	KICK PLATE 12"X34" (US32D FINISH)	IVES

GROUP 5- CLOSET		
1 1/2 PAIR	HINGE BB1279 4 1/2" X 4 1/2"	HAGER
1 EACH	CYLINDER B-SERIES, B581, "D" LEVER STYLE, STOREFROOM FUNCTION	FALCON
3 EACH	SILENCERS GJ64	GLYNN JOHNSON
1 EACH	STOP - AS REQUIRED. WALL-WS407CCV, FLOOR-FS436 OR FS438	IVES
2 EACH	KICK PLATE 12"X34" (US32D FINISH)	-

DOOR SCHEDULE

NUM	NEW/ EX	LEAVE S	DOOR				MATERIAL	TYPE	JAMB	FRAME		HARDWARE	COMMENTS	FINISH NOTES	KEYING
			SIZE			DETAILS									
			W	H	T	HEAD				JAMB					
		1	3'-0"	7'-8 1/4"	1 3/4"								8,9		
120	NEW		3'-0"	7'-0"	2"	WD	E	HM	17/A601	17/A601	4				
121	NEW		3'-0"	7'-0"	2"	WD	B	HM	17/A601	17/A601	3A				
122	NEW		3'-0"	7'-0"	2"	WD	B	HM	17/A601	17/A601	3A				
124	EX		3'-6"	7'-0"	1 3/4"	EX	EX	EX	EX	EX	2		11		



HARDWARE GENERAL NOTES:

- G.C. TO FURNISH & INSTALL FALCON CYLINDER IN ALL PERIMETER DOORS. ALL PERIMETER DOORS TO BE KEYED ALIKE. PROVIDE KEYWAY ON EXTERIOR FACE.
- G.C. TO FURNISH & INSTALL FALCON CYLINDER IN ALL INTERIOR H.M. DOORS. ALL INTERIOR DOORS TO BE KEYED ALIKE. PROVIDE KEYWAY ON EXTERIOR FACE.
- G.C. TO FURNISH & INSTALL PADLOCK WITH 4" SHANK FOR WALK-IN COOLER/FREEZER DOORS. PADLOCK TO BE KEYED ALIKE WITH INTERIOR DOORS.
- ALL HOLLOW METAL DOOR FRAMES ARE TO BE WELDED.
- G.C. TO FURNISH & INSTALL PANIC HARDWARE PER ALL APPLICABLE REGULATIONS & CODES HAVING JURISDICTION.
- DOOR STOPS & BUMPERS TO BE INSTALLED BEHIND ALL DOORS.
- ALL EXTERIOR HARDWARE TO MATCH STOREFRONT. USE US28 SATIN ALUMINUM FOR CLEAR ANODIZED FINISH, & US10B DARK BRONZE FOR BRONZE STOREFRONT. USE US28 SATIN ALUMINUM FOR ALL INTERIOR HARDWARE.
- G.C. TO SUPPLEMENT EXISTING HARDWARE AS REQUIRED (FOR EXISTING DOORS) TO MATCH PANERA'S SPECIFICATIONS - REPLACE HINGES IF NECESSARY.
- NO THRESHOLD REQUIRED AT INTERIOR VESTIBULE DOORS.

DOOR SCHEDULE NOTES:

- * - SUPPLEMENT EXISTING HARDWARE AS REQUIRED TO MEET PANERA'S SPEC:
- PERMANENTLY SECURE EXISTING DOOR PRIOR TO INTERIOR FURRING.
 - HARDWARE FURNISHED WITH DOOR.
 - CONTRACTOR TO VERIFY CONDITION OF EXISTING DOOR & CONFIRM IF REPLACEMENT IS REQD.
 - PROVIDE EYE VIEWER INSTEAD OF SECURITY WINDOW.
 - KITCHEN DOORS: ELIASON SCP-8 MODEL (ALTERNATE: CHASE PROLINE 350P) W/ PLAM ANTIQUE WHITE FINISHED BOTH SIDES & 10" ROUND ACRYLIC WINDOW. 18" S.S. BASE (BOTH SIDES) W/ STAINLESS STEEL EDGE TRIM & HINGE COVERS. DOOR FURNISHED WITH BLACK ALUM BUMPER STRIP (32" AFF) BY MANUFACTURER.
 - BACK OF HOUSE METAL DOORS & METAL FRAMES- (ELIASON, OFFICE & SERVICE), PAINT BENJAMN MOORE #1457 - WHITE WINGED DOVE (P156).
 - RESTROOM DOOR FRAME. PAINT TO MATCH ADJACENT WALL
 - ALL PANIC BARS AND PUSH BARS TO BE MOUNTED ON DOORS BETWEEN 30" AND 40" ABOVE FINISHED FLOOR.
 - SEE DOOR CLOSER HARDWARE ITEMS SO THAT ALL INTERIOR DOORS DO NOT REQUIRE MORE THAN 5 LBS. TO OPERATE AND EXTERIOR DOORS NOT TO EXCEED 8.5 LBS. OF FORCE TO OPERATE.
 - ROOF HATCH: PROVIDE KEYED PADLOCK.
 - F.V. EXISTING HARDWARE IN EXISTING DOOR AND PROVIDE LISTED HARDWARE IF DIFFERENT.

Bakery-Cafe:

#2168

SYSTEM: G4 (ARIA)

Project Team:

Professional Seal:



Project Title:

Bakery Cafe #2168
799 LANCASTER DRIVE NE
SUITE 110
SALEM, OR 97301



Consultant Copyright Placeholder



Jeffrey Parker architects

855 28th Street SE, Grand Rapids, MI 49508 | 616-241-0090 | jp-architects.com

No.	Description	Date
1	FOR BIDS & PERMITS	05/31/22
2	PLAN REVIEW COMMENTS	07/25/22

DOOR ELEVATIONS, SCHEDULES, & DETAILS

Project Number:

Sheet Number:

#2168

Drawn By:

Author:

Issue Date:

05/24/21

DPM:

DM:

CPM:

DPM

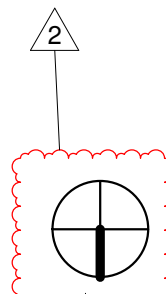
DM

CPM

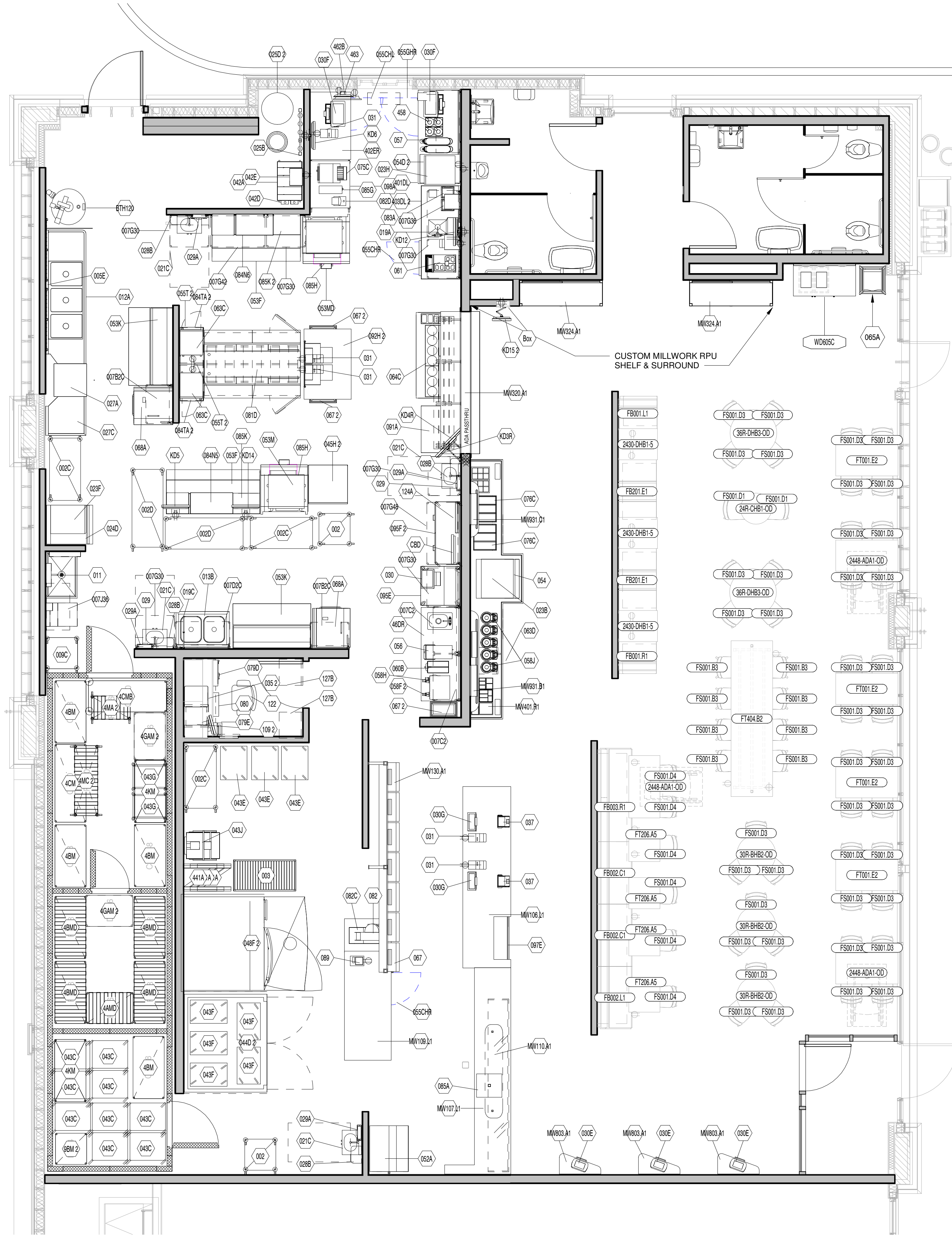
A601

8/17/2022 2:36:28 PM

PR020-CA V1



24 EQUIPMENT PLAN
1/4" = 1'-0"



KEYED NOTES

EQUIPMENT PLAN LEGEND:

- XXX ROOM NUMBER SYMBOL
- ⬡ EQUIPMENT IDENTIFICATION SYMBOL
- ⬡ STEEL IDENTIFICATION SYMBOL
- ⬡ WOOD IDENTIFICATION SYMBOL
- REL RELOCATION INDICATION SYMBOL
- FURN-ID FURNITURE IDENTIFICATION SYMBOL
- ⬡ DOOR NUMBER SYMBOL
- ⬡ FABRIC DESIGNATION SYMBOL (SEE A-4.8 SHEET)

Bakery-Cafe:

#2168

SYSTEM: G4 (ARIA)

Project Team:

Professional Seal:



Project Title:

Bakery Cafe #2168
799 LANCASTER DRIVE NE
SUITE 110
SALEM, OR 97301



Consultant Copyright Placeholder

Jeffrey Parker architects

855 28th Street SE, Grand Rapids, MI 49508 | 616-241-0090 | jp-architects.com

No.	Description	Date
1	FOR BIDS & PERMITS	05/31/22
2	PLAN REVIEW COMMENTS	07/25/22

EQUIPMENT PLAN

Project Number:

Sheet Number:

#2168

Drawn By:

Author:

Issue Date:

05/24/21

DPM:

DM:

CPM:

DPM

DM

CPM

A700

EQUIPMENT SCHEDULE

ID TAG	QTY	DESCRIPTION	MANF.	MODEL #	DIMENSIONS	SUPPLIED	INSTALLED	NOTES
002	1	24IN STOR SHELIVING (Z, 5 SH)	EAGLE	PAN 2424-C	24"W x 24"D x 91"H	E.S.	E.S.	B
002	1	24IN STOR SHELIVING (Z, 5 SH)	EAGLE	PAN 2424-C	24"W x 24"D x 91"H	E.S.	E.S.	B
002C	2	24IN STOR SHELIVING (Z, 5 SH)	EAGLE	PAN 2448-C	48"W x 24"D x 91"H	E.S.	E.S.	B
002C	1	24IN STOR SHELIVING (Z, 5 SH)	EAGLE	PAN 2448-C	48"W x 24"D x 91"H	E.S.	E.S.	B
002D	2	24IN STOR SHELIVING (Z, 5 SH)	EAGLE	PAN 2460-C	60"W x 24"D x 91"H	E.S.	E.S.	B
023	1	BAKER STORAGE RACK	NEW AGE INDUSTRIAL CORP., INC.	97191	48"W x 24"D x 76"H	S.W.	OWNER	B
4AMD	1	WALK-IN FREEZER SHELF	METRO	PAN862436-F4	36"W x 24"D x 86.625"H	E.S.	E.S.	
4BM	4	WALK-IN COOLER SHELF	METRO	PAN862448-C4	48"W x 24"D x 86.625"H	E.S.	E.S.	
4BMD	4	WALK-IN FREEZER SHELF	METRO	PAN862448-F3	48"W x 24"D x 86.625"H	E.S.	E.S.	
4CM	1	WALK-IN COOLER SHELF	METRO	PAN862460-C3	60"W x 24"D x 86.625"H	E.S.	E.S.	
4CMB	1	TWO POST WALK-IN SHELF	METRO	PAN862460-C1	60"W x 24"D x 86.625"H	E.S.	E.S.	
4GAM 2	2	36" SINGLE BRIDGE SHELF	METRO	PAN2436BS-PRO	36"W x 24"D x 1.5"H	E.S.	E.S.	
4KM	2	STANDING BRIDGE SHELF	METRO	PAN862448-C7	48"W x 24"D x 86.625"H	E.S.	E.S.	
4MA 2	1	COOLER TRUNDLE	METRO	PAN2436-RIGTRUNDLE	31"W x 21.75"D x 9.75"H	E.S.	E.S.	
4MC 2	1	COOLER TRUNDLE	METRO	PAN2460-RIGTRUNDLE	55"W x 21.75"D x 9.75"H	E.S.	E.S.	F
005E	2	SMARTWALL @ 103" 3 COMP SINK	Eagle Group	PAN3COMP-103	96"W x 48"H x 6"D	E.S.	E.S.	-
007B2C	2	WALL SHELF - 30" (2 SH) - 2C	EAGLE	PAN 1830-WALL-2C	30"W x 18"D	E.S.	E.S.	
007C2	2	WALL SHELF - 36" (2 SH)	EAGLE	PAN 1836-WALL-2	36"W x 18"D	E.S.	E.S.	
007D2C	1	WALL SHELF - 48" (2 SH) - 2C	EAGLE	PAN 1848-WALL-2C	48"W x 18"D	E.S.	E.S.	
007G30	6	WALL SHELF OVER DOOR - 30"	EAGLE	YPB-0047-30	31-3/16"W x 25-9/32"D	E.S.	E.S.	
007G36	1	WALL SHELF OVER DOOR - 36"	EAGLE	YPB-0047-36	37-3/16"W x 25-9/32"D	E.S.	E.S.	
007G42	1	WALL SHELF OVER DOOR - 42"	EAGLE	YPB-0047-42	43-3/16"W x 25-9/32"D	E.S.	E.S.	
007G48	1	WALL SHELF OVER DOOR - 48"	EAGLE	YPB-0047-48	49-3/16"W x 25-9/32"D	E.S.	E.S.	
007J36	1	WALL SHELF, SINGLE, UPTURNED BRACKETS - 18" x 48"	EAGLE	1836C SHELF; 18WB1C BRACKETS	36"W x 18"D	E.S.	E.S.	
007J48	1	WALL SHELF, SINGLE, UPTURNED BRACKETS - 18" x 48"	EAGLE	1848C SHELF; 18WB1C BRACKETS	48"W x 18"D	E.S.	E.S.	
9BM 2	1	WALK-IN COOLER INGREDIENT SHELF	METRO	PAN862424	24"W x 24"D x 86.625"H	E.S.	E.S.	
009C	1	MOP SINK RACK SHELVA (4 SH)	EAGLE	YPB-0308-00	24"W x 24"D x 92"H	E.S.	E.S.	
011	1	MOP SINK W/ THE FOLLOWING ACCESSORIES: MR370 5/8" HOSE 5' LONG W/ CLAMP, MR371 SPEAKMAN FAUCET SC5811RCP, MR374 WEDGE-LOK SEAL FOR 3" DRAIN, MR376 DOME STRAINER, CHROME	FLORESTONE PROD.	MSR3624	36"W x 24"D	G.C.	G.C.	-
012A	1	3 COMP SINK - REDUCED SIZE (SS)	EAGLE	CUSTOM	103"W x 31"D x 42.5"H	E.S.	G.C.	
013B	1	2 COMP SINK - REDUCED SIZE (SS)	EAGLE GROUP	314-16-2	41"W x 27.5"D x 44.5"H	E.S.	G.C.	-
016	2	ROTARY WASTE VALVE (1, 2, 3 COMP)	FISHER	22446	41"DIA, 4.5"H	E.S.	G.C.	
019A	1	FAUCET (ESPRESSO)	ZURN	Z812B1-15F	6.5"W x 2"D x 11.9"H	C.S.	G.C.	-
019C	1	FAUCET; POT FILLER	T&S Brass and Bronze Works, Inc.	B-0594	3.125"W x 26.5625"D x 7.6875"H	E.S.	G.C.	
021C	4	WALL MTD SS HANDSINK (knee cntrl)	EAGLE	HSA-10-FK-LRS	18.9"W x 14.75"D x 14.25"H	E.S.	G.C.	
022A	1	ICE BIN (29IN BARISTA STATION)	FRANKE	18005726	14"W x 25"D x 18.55"H	S.W.	G.C.	
023B	1	ICE MACHINE (w/ remote condenser)	HOSHIZAKI	KMD-901MRH w/URC-12F	30"W x 24.625"D x 28"H	OWNER	G.C.	
023F	1	ICE MACHINE W/ REMOTE AIR-COOLED CONDENSER	HOSHIZAKI	KM-520MRJ	22"W x 27.375"D x 28"H	OWNER	G.C.	
023H	1	ICE MACHINE W/ REMOTE AIR-COOLED CONDENSER	HOSHIZAKI	FD-650MRH-C	22"W x 23.8"D x 25.9"H	OWNER	G.C.	
024D	1	ICE STORAGE BIN	HOSHIZAKI	B-500PF	30"W x 32.5"D x 46"H	OWNER	G.C.	-
025B	1	WATER FILTER (4 POD)	ELGE	SLB4PL	36"W x 27.25"H	E.S.	G.C.	
025D 2	1	WATER SOFTENER	ELGE	-	16"DIA x 72.65"H & 24.5"DIA x 50.5"H	ELGE	G.C.	-
027A	1	DISHWASHER (UPRIGHT)	JACKSON	ES-2000	25.25"W x 25.25"D x 66.25"H	ECOLAB	G.C.	
027C	1	DISH COUNTER (CLEAN)	EAGLE	CUSTOM	30"W x 31"D x 42.5"H	E.S.	G.C.	
028B	4	TORK ELEVATION MATIC HAND TOWEL ROLL DISPENSER	TORK	5510202; WHITE	14.7"H x 13.2"W X 8.1"D	SCA	G.C.	
029	4	SOAP DISPENSER	ECOLAB	92633825	4"W x 4"D x 8"H	ECOLAB	ECOLAB	
029A	4	GLOVE BOX HOLDER	GLOBAL	WBB2187696	11.9375"W x 3.8125"D x 1.9"H	S.W.	G.C.	
030	1	POS REGISTER W/ COMPACT CASH DRAWER	NCR	POS RealPOS 72XRT	REGISTER - 14.5"W x 10.5"D x 14.5"H DRAWER - 16.2"W x 16.3"D x 4.3"H	NCR	NCR	
030A	1	CASH DROP BOX	AMSEC	TB0610-1 W/ 4505095	6"W x 10"D x 6"H	E.S.	G.C.	
030E	3	KIOSK TABLET W/ SURFACE MOUNTED CASE	APPLE & LILITAB	IPAD	12.47"W x 1"D x 8.98"H	OWNER	OWNER	
030F	2	POS REGISTER W/ COMPACT CASH DRAWER	NCR	POS RealPOS 72Xr7	REGISTER - 15.45"W x 11.75"D x 13.35"H; DRAWER (IF APPLICABLE) - 16.2"W x 16.3"D x 4.3"H	NCR	NCR	
030G	2	HP POS REGISTER W/ COMPACT CASH DRAWER	HP	HP ENGAGE ONE	REGISTER - 13.75"W x 6.5"D x 11.5"H; DRAWER (IF APPLICABLE) - 16.2"W x 16.3"D x 4.3"H	HP	HP	
031	6	PRINTER	EPSONMICROS	TM-T88	5.71"W x 7.68"D x 5.83"H	MICROS	MICROS	
032A	1	PRINTER/FAX/COPIER MACHINE	BROTHER	MFC-7340	16.9"W x 15.6"D x 12"H	NCR	NCR	
032B	1	PRINTER	BROTHER	HL-L6250DW	14.7"W x 15.3"D x 11.3"H	NCR	NCR	
035 2	1	MANAGER PC AND PRINTER	HP	EVO D510	-	NCR	NCR	
037	2	CREDIT CARD READER	Verifone	MX925	8.6"W x 9.1"D x 2.2"H	OWNER	OWNER	
040	1	WALK-IN COOLER	WALK-IN VENDOR	SEE SHOP DWGS	SEE SHOP DWGS	E.S.	G.C.	-
040A	1	WALK-IN DOUGH COOLER	WALK-IN VENDOR	SEE SHOP DWGS	SEE SHOP DWGS	E.S.	G.C.	-
041B	1	WALK-IN FREEZER WITH 30" DOOR	WALK-IN VENDOR	SEE SHOP DWGS	SEE SHOP DWGS	E.S.	G.C.	-
042A	1	BAG-N-BOX	MBS	AR-10-2W-GLIDE	32"W x 19"D x 61"H	PEPSI	PEPSI	
042C	1	CARBONATOR	CORNELIUS	1624	12"W x 9"D x 10.5"H	PEPSI	PEPSI	
042C	1	CARBONATOR	CORNELIUS	1624	12"W x 9"D x 10.5"H	PEPSI	PEPSI	
042D	8	BAG N BOX PUMP	SHURFLO	PB8-SF	5.7"W x 3.8"D x 7.9"H	PEPSI	PEPSI	
042E	1	WATER BOOSTER PUMP	SHURFLO	804-023	10"W x 10"D x 13"H	PEPSI	PEPSI	
043C	9	TRANSPORT CABINET	NATIONAL CART	AL-1840EC-HD	27"W x 21"D x 68"H	OWNER	OWNER	
043E	3	SINGLE OVEN RACK (10 PAN CAPACITY) C-LIFT	MAGNA	APR1018/6RORC	20.5"W x 26"D x 73"H	OWNER	OWNER	-
043F	5	SINGLE OVEN RACK (15 PAN CAPACITY) C-LIFT	MAGNA	APR1518/4RORC	18"W x 28.5"D x 73.125"H	OWNER	OWNER	-
043G	2	PULL THAW RACKS (20 PAN CAPACITY)	NEW AGE INDUSTRIAL	1331	20.375"W x 69.75"H x 26"D	OWNER	OWNER	-
043J	1	METAL BAKING RACK	MAGNA INDUSTRIES	24500-SGL-EL-SET	23"W x 27.0625"D x 73.1875"H	OWNER	OWNER	
044D 2	1	DOUBLE WIDE 6 RACK PROOFER	BAXTER	BPW2S	75.5"W x 63.3"D x 99.5"H	BAXTER	BAXTER/G.C.	
045H 2	1	SS TABLE (30")	EAGLE GROUP	T3030SB-BS	30"W X 30"D X 34.5"H	E.S.	E.S.	A
46DR	1	BOH HOT BEVERAGE STATION (72"), RIGHT HAND	EAGLE	YTR13320-00	72"W x 30"D x 39"H; 34.5"H COUNTER	E.S.	E.S.	H
048F 2	1	DOUBLE RACK OVEN/GAS	Baxter	OV500G2	72"W X 62"D X 99.5"H	BAXTER	BAXTER/GC	-
052A	1	DUAL THICKNESS BREAD SLICER	OLIVER	758-N	38.25"W x 29.75"D x 54.25"H	E.S.	E.S.	
053F	1	72" SANDWICH PREP TABLE	RANDELL	8368NM-PANERA	72"W x 34"D x 48"H	E.S.	E.S.	-
053F	1	68" SANDWICH PREP TABLE	RANDELL	-	68"W x 34"D x 48"H	E.S.	E.S.	-
053K	2	60" CATERING PREP COOLER	8260NDWR	-	60"W x 34"D x 57"H	E.S.	E.S.	
053M	1	36" DRIVE THRU TOPPING STATION	RANDELL	11336PR-PANERA	36"W x 38"D x 36"H	E.S.	E.S.	
053MD	1	36" DRIVE THRU TOPPING STATION W/ DRAWER	RANDELL	11336PR-PANERA	36"W x 38"D x 36"H	E.S.	E.S.	
054	1	SODA/ICE DISP. (6HD)	CORNELIUS	IDC255 #621057438	30"W x 33.125"D x 40"H	PEPSI	PEPSI	-
054D 2	1	SODA/ICE DISP. (6HD)	CORNELIUS	ENDURO 150: #621053801	22"W x 30.75"D x 39.625"H	PEPSI	PEPSI	
055CHL	1	U.C. 1 DR REFRIGERATOR; LEFT HAND HINGED	HOSHIZAKI	UR27A	27"W x 31"D x 32.25"H	E.S.	E.S.	N
055CHR	2	U.C. 1 DR REFRIGERATOR; RIGHT HAND HINGED	HOSHIZAKI	UR27A	27"W x 31"D x 32.25"H	E.S.	E.S.	N
055GHR	1	U.C. 1 DR REFRIGERATOR; RIGHT HAND HINGED	HOSHIZAKI	UR36A	36"W x 31"D x 32.25"H	E.S.	E.S.	N
055T 2	2	SALAD CRISPER	SILVER KING	SKDL18-RDUS4	17.62"W x 28.42"D x 36.39"H	E.S.	E.S.	A
056	1	TEA BREWER	BUNN	52000.0000	23.8"W x 20.5"D x 35"H	E.S.	G.C.	
057	2	TEA DISPENSER	BUNN	39600.0002	25"W x 6"D x 21"H	E.S.	E.S.	
058F 2	1	TWIN COFFEE BREWER	WILBUR CURTIS	G4TP1T19A3131	18"W x 16.625"D x 28"H	E.S.	G.C.	-
058H	2	1.5 GAL. COFFEE URN W/ SIGHT GLASS	WILBUR CURTIS	TXSG1501S200	9.11"W x 14.84"H x 12.46"D	E.S.	G.C.	
058J	5	COFFEE SERVER W/ STAND	BUNN	42700.0251 / STAND: 54473.1000	9.1"W x 11.9"D x 12.6"H	E.S.	E.S.	
060B	1	WHOLE BEAN COFFEE GRINDER	BUNN	MHG SST	9.4"W x 18.6"D x 29.1"H	E.S.	E.S.	

EQUIPMENT SCHEDULE

ID TAG	QTY	DESCRIPTION	MANF.	MODEL #	DIMENSIONS	SUPPLIED	INSTALLED	NOTES
061	1	ESPRESSO MACHINE (SEMI-AUTOMATIC)	FRANKE	70009269-PNRA	13.4"W x 21.3"D x 29.5"H	OWNER	OWNER	
063C	2	HYBRID CONVECTION OVEN	SHARP	RCD1800M	17.5"W x 20.5"D x 13.675"H	E.S.	E.S.	
063D	1	MICROWAVE COMMERCIAL GRADE, 1550 WATTS, DIAL CONTROL	SHARP	R-21LCFS	20.5" x 16.0"D x 12.125"H	OWNER	E.S.	
064C	1	14 WELL, RIGHT HAND DRY CHANNEL HIGH CAPACITY SOUP STATION	DUKE	HCSS-RH-208V	66"W x 34.1"D x 34.1"H	E.S.	E.S.	
065A	3	HIGH CHAIR	HW CHAIR, LTD.	HWF404	20.25"W x 22.25"D x 28"H	S.W.	S.W.	
067	1	INDOOR TRASH CONTAINER	RUBBERMAID	1011	20"W x 11"D x 30"H	S.W.	S.W.	
067 2	3	INDOOR TRASH CONTAINER	RUBBERMAID	1011	20"W x 11"D x 30"H	S.W.	S.W.	
068A	2	SOUP RETHERMALIZER	ELKAY FOODSERVICE	RTB-14-SL-OPB	26 1/8"W x 30 1/8"D x 34"H	E.S.	G.C.	
075C	1	TOAST-QWIK ELECTRIC CONVEYOR TOASTERS	HATCO	TQ3-900H	14.7"W x 20.62"D x 17.13"H	E.S.	G.C.	
076C	2	SIMPLICITY BUBBLER - 3 BOWL	CRATHCO BY GMCW	CS-3L-16	20.4"W X 17.7"D X 29"H	E.S.	E.S.	
079D	1	SAFE	AMSEC	SK2014-857	30"H x 20"W x 20"D	E.S.	E.S.	
079E	1	TIDEL "SMART SAFE"	TIDEL	SERIES 3	10.25"W x 27.25"H x 19"D (28.13"D)	E.S.	E.S.	
080	1	FILE CABINET	HON	532C	18.25"W x 25"D x 29"H	E.S.	E.S.	
081D	1	DOUBLE SIDED SALAD PREP TOP (74") WITH DOUBLE SIDED OVER SHELF	RANDELL	51368PR-PANERA-OS	74"W x 47.875"D x 38.65"H; 77.125" WITH SHELF	E.S.	E.S.	
082	1	BAGEL SLICER	OLIVER	702-N	30"W X 13"D X 21"H	E.S.	E.S.	
082C	1	BAGEL SLICER CHUTE	OLIVER	-	12.5"W x 33.3"D x 31.4"H	E.S.	E.S.	
082D	1	BAGEL SABER	PRINCE CASTLE	970-A SERIES	7"W x 10.75"W x 3.5"H	E.S.	E.S.	
083A	2	BLENDER	VITAMIX	03066	8.5"W x 10"D x 18"H (24.5"H WITH LID OPENED)	E.S.	E.S.	
084N5	1	MODIFIED BREAD SHELF W/ TOASTER TRAY	RANDELL	4SHEBBREAD-72-PANERA.5	72"W x 16.25"D x 22.125"H	E.S.	G.C.	
084N6	1	MODIFIED BREAD SHELF	RANDELL	4SHEBBREAD-68-PANERA-5	68"W x 16.25"D x 22.125"H	E.S.	G.C.	
084TA 2	1	STAINLESS STEEL WALL SHELF	EAGLE	YPB-0314-00	56"W x 18.875"D x 2.25"H	E.S.	G.C.	
085A	1	HEATED SHELF	Hatco Corporation	GRS-18-I	18"W X 19.5"D X 2.25"H	E.S.	E.S.	
085G	1	HEATED SHELF	Hatco	GRSS-1806	6"W x 18"D x 2.523"H	E.S.	E.S.	
085H	3	TURBOCHEF DOUBLE BATCH OVEN	TURBOCHEF	HHO-9500-21	31.7"D x 27.7"W x 23.2"H	E.S.	E.S.	
085K	1	HEATED HOLDING UNIT; 6 DRAWER	DUKE MANUFACTURING	FWM34-32-120-103529	20.75"W x 15.875"D x 21.125"H	E.S.	E.S.	
085K 2	1	HEATED HOLDING UNIT; 6 DRAWER	DUKE MANUFACTURING	FWM34-32-120-103529	20.75"W x 15.875"D x 21.125"H	E.S.	E.S.	
089	1	SCALE	NOT PROVIDED (TAYLOR)	TE10FT/TE32FT	10.5"W x 7.5"D	NOT PROVIDED	NOT PROVIDED	NOT PROVIDED
091A	1	SS TAKE-OUT TABLE (LG)	EAGLE GROUP	CUSTOM W/ 2 SHELVES	30"W x 36"D x 34"H	E.S.	G.C.	
092H 2	1	T-LINE CONSOLIDATOR TABLE; 2 PAN W/SMART WALL	EAGLE	YPB-0300-00	54.09"W x 36.34"D x 89.656"H	E.S.	G.C.	
095E	1	CATERING STATION - 30"	EAGLE	YPB-0194-00	30"W x 30"D x 72"H	E.S.	E.S.	-
095F 2	1	48" SS CAFE BASED DELIVERY CART	EMI	P1003	47 15/16"W x 18 1/8"D x 39 1/32"H	E.S.	G.C.	
097E	1	OASIS IN-COUNTER REFRIGERATED GRAB AND GO	STRUCTURAL CONCEPTS	CO3324R-UC	36.25"W x 24.125"D x 32.75"H	E.S.	E.S.	
098A	1	SMALL AM PRODUCTION TABLE	METRO	PAN3036-AMDTPS	36.25"W x 30.5"D x 33.75"H	E.S.	E.S.	
109 2	1	DIGITAL INTERNET RECEIVER/AMP	DMX	PROFUSION-X	15.5"W x 16"D x 3.75"H	OWNER	OWNER	
122	1	OFFICE CHAIR	-	-	-	OWNER	OWNER	
124A	1	TICKET RAIL	SAN JAMAR	M1352	24"W x 3"H	S.W.	S.W.	
127B	2	WALL-MOUNT OPEN FRAME RACK	TRIPP-LITE	-	20.11"W x 18.24"D x 24.8"H	OWNER	OWNER	
128	1	13" CCTV MONITOR	VIEWSONIC	VA503B	13.2"W x 13.7"D x 5.8"H	UAS	UAS	
128A 2	1	CCTV CONTROL PROCESSOR	HONEYWELL	RAPID EYE MULTI MEDIA VERSION 6.2	17.3"W x 18.8"D x 5.23"H	UAS	UAS	
401DL	1	LEFT HAND ORDER TAKER BEVERAGE TABLE; DRIVE THRU	EAGLE	YPB-T3272-0010-00	72"W x 32"D x 40.5"H	E.S.	E.S.	
402R	1	RIGHT HAND CASHIER STAGING TABLE; DRIVE THRU	EAGLE	CUSTOM WORKTABLE	52"W x 32"D x 34.625"H	E.S.	E.S.	
403DL 2	1	72" LH ESPRESSO BAR	EAGLE	YPB-OB3072-0010-00	72"W x 30"D x 35.3125"H	E.S.	E.S.	
408E	1	NON-HEATED AIR CURTAIN UNIT ABOVE DRIVE THRU WINDOW	QUIKSERV/BERNER	QSK1025AA-BK	25"W x 8.94"D x 8.55"H	G.C.	G.C.	
441A	3	Z TYPE NESTING RACK (20 PAN CAPACITY)	NEW AGE INDUSTRIAL CORP.	51358	21"W x 26"D x 69.625"H	OWNER	OWNER	
458	2	COFFEE SHUTTLERS WITH RACK	GRINDMASTER	SS-1.9LD / SS-1.9LR / DR-25U	DECANTER: 6.5"R x 7.25"H; RACK:7.25"W x 7.54" x 13.25"D	E.S.	G.C.	-
462B	1	ORDER READY MONITOR	NEC	EA273WMBK	14.6"W x 24.9"H x 2.5"D	OWNER	OWNER	C - PORTRAIT ORIENTATION
463	1	SECURITY FLAT SCREEN MONITOR 17" BTH120	CLINTON ELECTRONICS	N/A	14.88"W x 1.91"D x 12.50"H	E.S.	E.S.	-
CBD	1	WATER HEATER	N/A	N/A	27.75"D x 55.5"H	N/A	N/A	N/A
CQWS	1	CAFE BASED DELIVERY MONITOR	LG	23MB35PM-B	21.6"W x 2.4"D x 13.2"H	OWNER	OWNER	C
KD3R	1	ROPE MONITOR	LG	23MB35PM-B	21.6"W x 2.4"D x 13.2"H	OWNER	OWNER	C
KD3R	1	MAIN CONSOLIDATOR MONITOR (REPEATER)	LG	23MB35PM-B	21.6"W x 2.4"D x 13.2"H	OWNER	OWNER	C
KD4R	1	CONSOLIDATOR MONITOR (REPEATER)	LG	23MB35PM-B	21.6"W x 2.4"D x 13.2"H	OWNER	OWNER	C
KD5	1	KDS TO GO SANDWICH STN MONITOR	LG	23MB35PM-B	21.6"W x 2.4"D x 13.2"H	OWNER	OWNER	C
KD6	1	DRIVE THRU CONSOLIDATOR MONITOR	LG	23MB35PM-B	21.6"W x 2.4"D x 13.2"H	OWNER	OWNER	C
KD12	1	BARISTA MONITOR	LG	23MB35PM-B	21.6"W x 2.4"D x 13.2"H	OWNER	OWNER	C
KD14	1	KDS DT PANINI MONITOR	LG	23MB35PM-B	21.6"W x 2.4"D x 13.2"H	OWNER	OWNER	C
KD15 2	1	ORDER STATUS MONITOR (RPU)	LG	27BK550Y-B	14.6"W x 2.3"D x 24.5"H	OWNER	OWNER	C

FINISH MILLWORK SCHEDULE

ID TAG	DESCRIPTION	FINISH	LOCATION
--------	-------------	--------	----------

WOOD/STEEL SCHEDULE

ID TAG	QTY	DESCRIPTION	LOCATION
MW102.A1	1	HERITAGE BAKERY BASE UNIT	POS
MW106.L1	1	POS GNG COUNTER; (2) REGISTER, 139.5"W; LEFT HAND	POS
MW107.L1	1	BAKERY BASE UNIT, 151"W; LEFT HAND	POS
MW109.L1	1	BAKERY TABLE, 36"D x 109"W; LEFT HAND	BAKERY
MW110.A1	1	BAKERY MIRROR; 18x72	POS/BAKERY
MW130.A1	1	MENU BOARD HOLDER	POS/BAKERY
MW320.A1	1	EXPO COUNTER	EXPO/CONSOLIDATION
MW320.S1	1	EXPO COUNTER OVERSHELF (OPTIONAL)	
MW324.A1	2	RPU SHELIVING; 20x64	EXPO
MW401.R1	1	200" COMBINED BEVERAGE STATION; RIGHT HAND	BEVERAGE AREA
MW803.A1	3	SINGLE KIOSK DRAWER	FOH
MW913.A1	1	PURSE HOLDER	RESTROOM
MW931.B1	1	DISCOVERY SHELF; 78"W	FOH
MW931.C1	1	DISCOVERY SHELF; 43"W	FOH
MW935.A1	2	26"W x 46"H RESTROOM MIRROR FRAME	RESTROOM
WD605C	1	G4 BUSSING/RECYCLE STATION	

FURNITURE SCHEDULE

ID TAG	QTY	DESCRIPTION	MANUF.	SUPPLIED BY	FINISH	METAL	LAMINATE	ELECT. REQ'D
ADA1	6	ADA "T" LEG BASE	FDS	FDS		BLACK POWDER COAT	N/A	
BHB2	3	BAR HEIGHT 22" X 30" METAL CROSS BASE	FDS	FDS		BLACK POWDER COAT	N/A	
CHB1	1	COUNTER HEIGHT 22" X 22" METAL CROSS BASE	FDS	FDS		BLACK POWDER COAT	N/A	
DHB1	3	DINING HEIGHT 22" X 22" METAL CROSS BASE	FDS	FDS		BLACK POWDER COAT	N/A	
DHB3	2	DINING HEIGHT 30" X 30" METAL CROSS BASE	FDS	FDS		BLACK POWDER COAT	N/A	
FB001.L1	1	LINEAR BOOTH 30" LEFT - PLAIN CUSHION	AMTREND	GROUP O	WHITE OAK CLEAR FINISH	N/A	N/A	
FB001.R1	1	LINEAR BOOTH 30" RIGHT - PLAIN CUSHION	AMTREND	GROUP O	WHITE OAK CLEAR FINISH	N/A	N/A	
FB002.C1	2	LINEAR BOOTH 48" CENTER - PLAIN CUSHION	AMTREND	GROUP O	WHITE OAK CLEAR FINISH	N/A	N/A	
FB002.L1	1	LINEAR BOOTH 48" LEFT - PLAIN CUSHION	AMTREND	GROUP O	WHITE OAK CLEAR FINISH	N/A	N/A	
FB003.R1	1	LINEAR BOOTH 72" RIGHT - PLAIN CUSHION	AMTREND	GROUP O	WHITE OAK CLEAR FINISH	N/A	N/A	
FB201.E1	2	DOUBLE BOOTH 30" LEFT - PLAIN CUSHION	AMTREND	GROUP O	WHITE OAK CLEAR FINISH	N/A	N/A	
FF801.A1	10	OUTDOOR PLANTER: APOLLO SMALL	GALANTE R.JONES	GROUP O	CHARCOAL	N/A	N/A	
FF801.B1	4	OUTDOOR PLANTER: APOLLO LARGE	GALANTE R.JONES	GROUP O	CHARCOAL	N/A	N/A	
FS001.B3	8	BAR HEIGHT STOOL: LOFT; BLACK / OAK	MUUTO/CI SELECT	GROUP O	CLEAR OAK	BLACK	N/A	
FS001.D1	2	DINING CHAIR: LOFT; DUSTY GREEN	MUUTO/CI SELECT	GROUP O	CLEAR OAK	DUSTY GREEN	N/A	
FS001.D3	41	DINING CHAIR: LOFT; BLACK / OAK	MUUTO/CI SELECT	GROUP O	CLEAR OAK	BLACK	N/A	
FS001.D4	6	DINING CHAIR: LOFT; BLACK / STAINED DARK BROWN OAK	MUUTO/CI SELECT	GROUP O	OAK - DARK	BLACK	N/A	
FT001.E2	7	24" X 48" STAINED WHITE OAK BOOTH TABLE	VIRIDIAN	GROUP O	OAK - DARK	PER PLAN	N/A	
FT001.K2	1	24" ROUND STAINED WHITE OAK TABLE	VIRIDIAN	GROUP O	OAK - DARK	PER PLAN	N/A	
FT001.M2	3	30" ROUND STAINED WHITE OAK TABLE	VIRIDIAN	GROUP O	OAK - DARK	PER PLAN	N/A	
FT001.N2	2	36" ROUND STAINED WHITE OAK TABLE WITH IN GROUND BASE	VIRIDIAN	GROUP O	OAK - DARK	PER PLAN	N/A	
FT206.A5	4	24 X 24 SQUARE SOLID SURFACE TABLE TOP	MILLWOR K VENDOR	MILLWORK VENDOR	N/A	N/A	SS40, FORMICA - DALMATA TERRAZZO MATRIX (412)	
FT206.D5	3	24 X 30 SOLID SURFACE TABLE TOP	MILLWOR K VENDOR	MILLWORK VENDOR	N/A	N/A	SS40, FORMICA - DALMATA TERRAZZO MATRIX (412)	
FT404.B2	1	120 X 32 GATHERING TABLE - BAR	CHARLES TON FORGE	GROUP O	OAK - DARK	METAL LEGS	N/A	Yes
FT801.A1	2	OUTDOOR OCCASIONAL TABLE: KOSMOS SMALL	GALANTE R.JONES	GROUP O	CHARCOAL	N/A	N/A	
FT801.B1	1	OUTDOOR OCCASIONAL TABLE: KOSMOS LARGE	GALANTE R.JONES	GROUP O	CHARCOAL	N/A	N/A	
OCC2MAI	4	G4 OUTDOOR CLUB CHAIR DARWIN #524	EMU	FDS	ANTIQUE IRON	-	N/A	
ODC2MAI	12	G4 OUTDOOR DINING CHAIR DARWIN #521	EMU	FDS	ANTIQUE IRON	-	N/A	
ODC2MAI	22	G4 OUTDOOR DINING CHAIR DARWIN #521	EMU	FDS	ANTIQUE IRON	-	N/A	
ODC2MAI 2	12	G4 OUTDOOR DINING CHAIR DARWIN #521	EMU	FDS	ANTIQUE IRON	-	N/A	
OT2424AI	6	EXTERIOR TABLE CAMBI #800: 24" x 24"	EMU	FDS	ANTIQUE IRON	STEEL MESH TOP	N/A	
OT3248AI	4	EXTERIOR TABLE CAMBI ADA #836: 32" x 48"	EMU	FDS	ANTIQUE IRON	STEEL MESH TOP	N/A	
OTB	1	OUTDOOR TRASH & BUSSING	FDS	FDS	WOOD SLAT	-	-	
OTR32AI	2	EXTERIOR TABLE CAMBI #803: 32" ROUND	EMU	FDS	ANTIQUE IRON	STEEL MESH TOP	N/A	
OTR32W	6	EXTERIOR TABLE - 32" ROUND	FURNITUR E VENDOR		WOOD SLAT	Steel	N/A	
OUH84A	6	HEXAGONAL EXTERIOR PATIO UMBRELLA W/ 24" ROUND BASE - 7x7'	TUUCI		Panera Awning Fabric Sunbrella Aspen	Panera- Marine Grade Aluminum	N/A	


Bakery-Cafe:

#2168

SYSTEM: G4 (ARIA)

Project Team:

Professional Seal:



Project Title:

Bakery Cafe#2168
799 LANCASTER DRIVE NE
SUITE 110
SALEM, OR 97301



Consultant Copyright Placeholder



Jeffrey Parker architects

855 28th Street SE, Grand Rapids, MI 49508 | 616-241-0090 | jp-architects.com

No.	Description	Date
1	FOR BIDS & PERMITS	05/31/22

FURNITURE & WOOD/STEEL SCHEDULES

Project Number:

#2168

Drawn By:

Author:

Issue Date:

05/24/21

DPM:

DPM

Sheet Number:

A711

DM:

DM

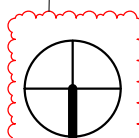
CPM:

CPM

8/17/2022 2:36:39 PM

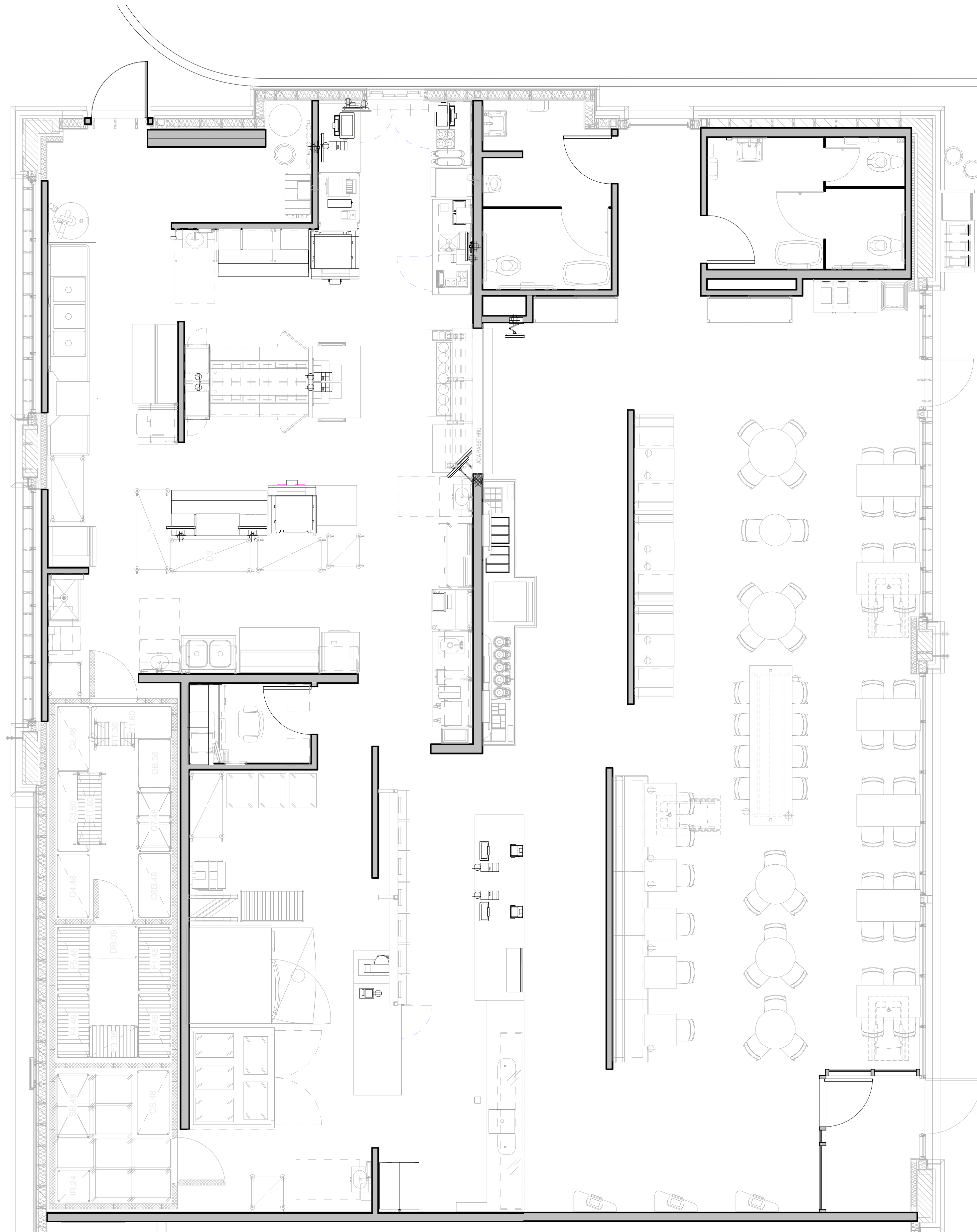
PR0202-CA V1

2



24 ARTWORK & GRAPHICS PLAN

1/4" = 1'-0"



GENERAL NOTES:

- A. ALL SIGNS WILL BE PROVIDED BY OWNER TO G.C. FOR INSTALLATION.
B. VENDOR WILL VERIFY ALL QUANTITIES AND CURRENT GRAPHIC DESIGNS WITH OWNER PRIOR TO FABRICATING.
C. REFERENCE INTERIOR ELEVATIONS FOR SIGNAGE PLACEMENT.

Bakery-Cafe:

#2168

SYSTEM: G4 (ARIA)

Project Team:

Professional Seal:



Project Title:

Bakery Cafe #2168
799 LANCASTER DRIVE NE
SUITE 110
SALEM, OR 97301



Consultant Copyright Placeholder



Jeffrey Parker *architects*

855 28th Street SE, Grand Rapids, MI 49508 | 616-241-0090 | jp-architects.com

No.	Description	Date
1	FOR BIDS & PERMITS	05/31/22
2	PLAN REVIEW COMMENTS	07/25/22

ARTWORK & GRAPHICS PLAN

Project Number:

Sheet Number:

#2168

Drawn By:

Author:

Issue Date:

05/24/21

DPM:

DM:

CPM:

DPM

DM

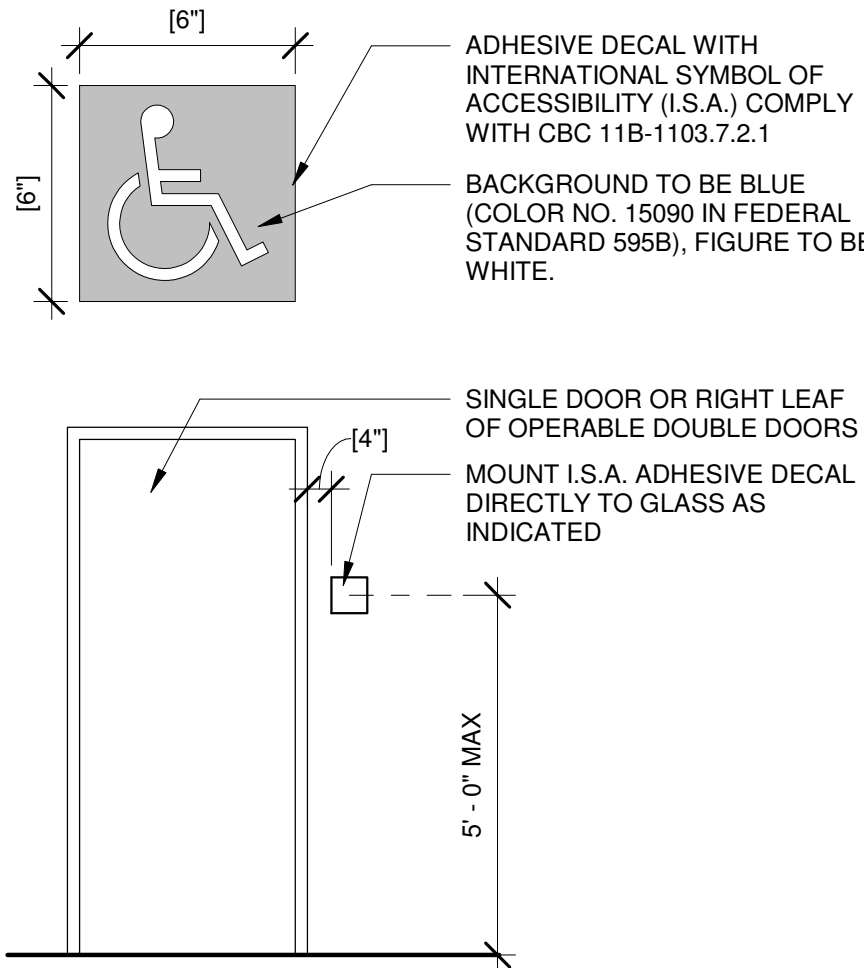
CPM

A720

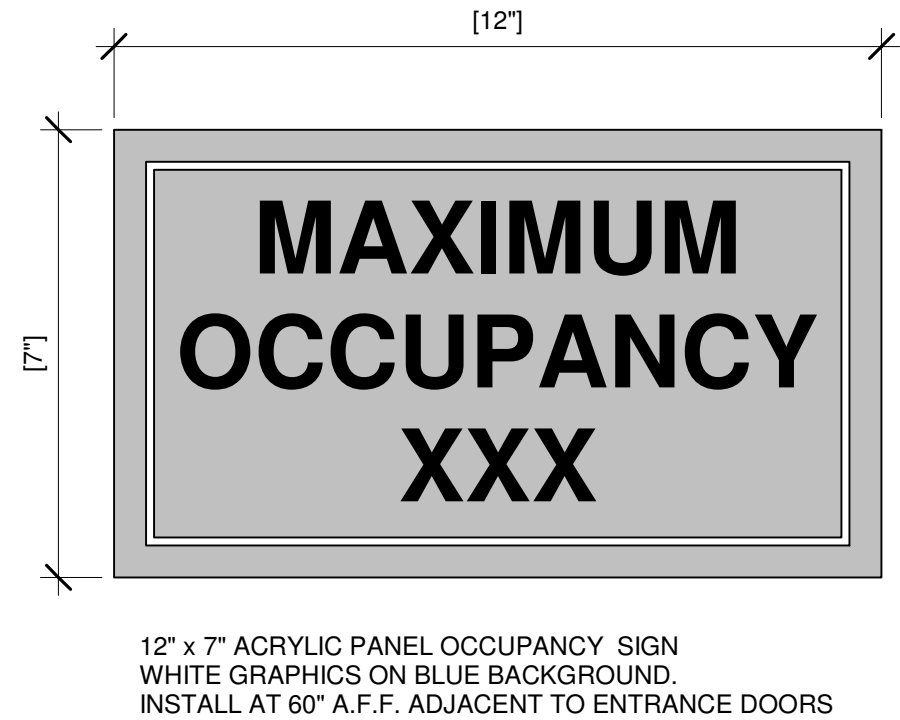
8/17/2022 2:36:43 PM

PR020-CA V1

		SITE SIGNAGE SCHEDULE					SIGNAGE SCHEDULE						
		ID TAG	QTY	DESCRIPTION	SIZE	MOUNTING INSTRUCTIONS	DETAIL/ REF.	ID TAG	QTY	DESCRIPTION	SIZE	MOUNTING INSTRUCTIONS	DETAIL/ REF.
								HW2	4	HAND WASH	4"W x 4"H	MOUNT ON TILE NEXT TO MIRROR IN RESTROOM	
								K2	1	WOMEN'S ACCESSIBLE TOILET SIGN	6"W x 9"H	60" AFF TO CENTER OF SIGN; 48" MIN. & 60" MAX. TO BASE LINE OF LOWEST TACTILE CHARACTER	
								LLREXT	1	LANDFILL, LANDFILL & RECYCLE TAGS FOR EXTERIOR TRASH/BUSSING UNIT	8"W x 1"H; 3 TOTAL	MOUNT ON TRASH/BUSSING STATION TRASH HOOD	-
								LRP	1	LANDFILL, RECYCLE & PLATES TAGS	6"W x 3.5"H; 3 TOTAL	MOUNT ON TRASH/BUSSING STATION BACKSLASH	-
							ARTWORK SCHEDULE						
		ID TAG	QTY	DESCRIPTION	SIZE	SUBSTRATE & MOUNTING		MATTE Y/N					
		14		BUILDING ENTRANCE SIGN	3/8" = 1'-0"								
		10		EXIT SIGNAGE	1/4" = 1'-0"								



- A. EACH GRADE LEVEL EXTERIOR EXIT DOOR SHALL BE IDENTIFIED BY A TACTILE EXIT WITH THE WORD "EXIT".
- B. EACH EXIT DOOR THAT LEADS DIRECTLY TO A GRADE-LEVEL EXTERIOR EXIT BY MEANS OF A STAIRWAY OR RAMP SHALL BE IDENTIFIED BY A TACTILE EXIT SIGN WITH THE FOLLOWING:
- C. WORDS AS APPROPRIATE:
- "EXIT STAIRS DOWN"
 - "EXIT RAMP DOWN"
 - "EXIT STAIR UP"
 - "EXIT RAMP UP"
- D. EACH EXIT DOOR THAT LEADS DIRECTLY TO A GRADE-LEVEL EXTERIOR EXIT BY MEANS OF AN EXIT ENCLOSURE OR AN EXIT PASSAGEWAY SHALL BE IDENTIFIED BY A TACTILE EXIT SIGN WITH THE WORDS "EXIT ROUTE".
- E. EACH EXIT ACCESS DOOR FROM AN INTERIOR ROOM OR AREA TO A CORRIDOR OR HALLWAY THAT IS REQUIRED TO HAVE A VISUAL EXIT SIGN, SHALL BE IDENTIFIED BY A TACTILE EXIT SIGN WITH THE WORDS "EXIT ROUTE".
- F. EACH EXIT DOOR THROUGH A HORIZONTAL EXIT SHALL BE IDENTIFIED BY A SIGN WITH THE WORDS "TO EXIT".



- GENERAL NOTES:
- ALL SIGNS WILL BE PROVIDED BY OWNER TO G.C. FOR INSTALLATION.
 - VENDOR TO VERIFY ALL QUANTITIES AND CURRENT GRAPHIC DESIGNS WITH OWNER PRIOR TO FABRICATING.
 - REFERENCE SHEET A511 FOR SIGNAGE ELEVATIONS.

Bakery-Cafe:

#2168

SYSTEM: G4 (ARIA)

Project Team:

Professional Seal:

Project Title:

TI - FOR BIDS & PERMITS

Bakery Cafe #2168

799 LANCASTER DRIVE NE
SUITE 110
SALEM, OR 97301

Consultant Copyright Placeholder

855 28th Street SE, Grand Rapids, MI 49508 | 616-241-0090 | jp-architects.com

No.	Description	Date
1	FOR BIDS & PERMITS	05/31/22

ARTWORK & SIGNAGE SCHEDULES, DETAIL & NOTES

Project Number: #2168
Drawn By: _____
Author: _____
Issue Date: 05/24/21
DPM: _____ DM: _____ CPM: _____

A721