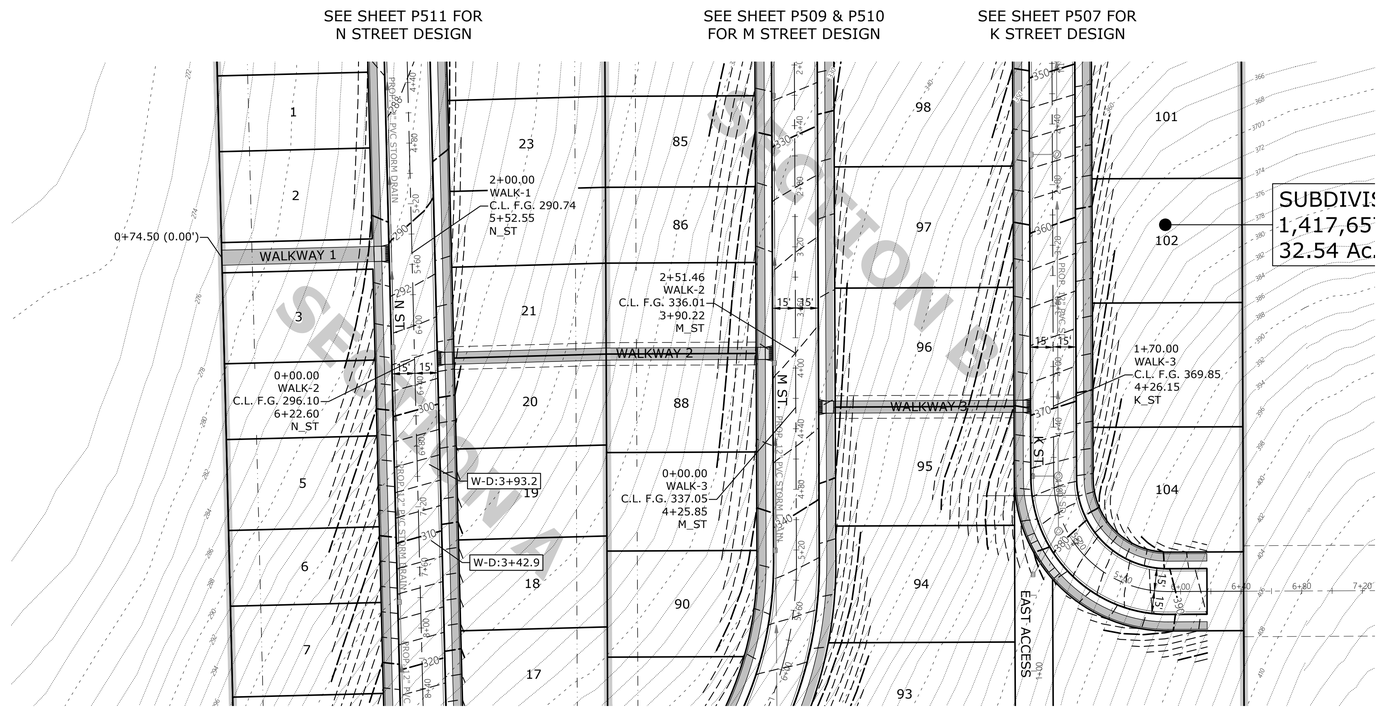

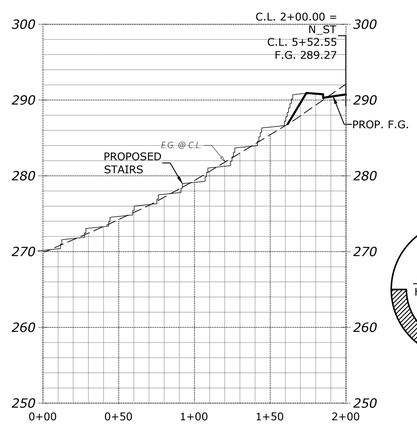

PEDESTRIAN WALKWAY 1

E.G. 270.0 C.L.	E.G. 274.2 C.L.	E.G. 279.4 C.L.	E.G. 285.4 C.L.	E.G. 292.1 C.L.
F.G. C.L.	F.G. C.L.	F.G. C.L.	F.G. C.L.	F.G. 293.90 C.L.

PROFILE SCALE
HORIZ. 1" = 50'
VERT. 1" = 10'

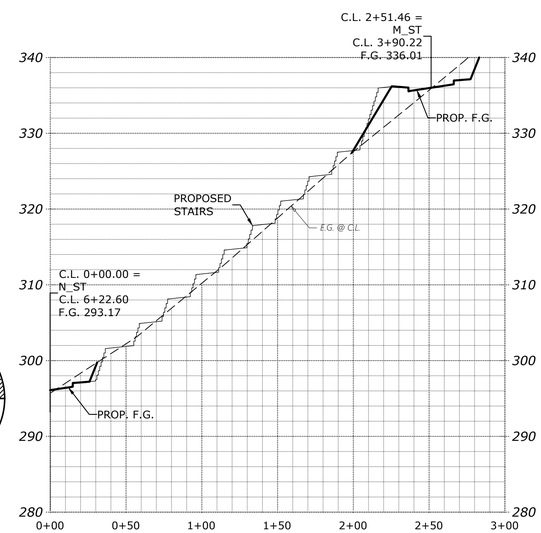

PEDESTRIAN WALKWAY 2

E.G. 295.7 C.L.	E.G. 302.2 C.L.	E.G. 310.2 C.L.	E.G. 318.8 C.L.	E.G. 327.5 C.L.	E.G. 335.7 C.L.	E.G. 344.2 C.L.
F.G. 299.47 C.L.	F.G. C.L.	F.G. C.L.	F.G. C.L.	F.G. C.L.	F.G. 335.96 C.L.	F.G. 343.43 C.L.

PROFILE SCALE
HORIZ. 1" = 50'
VERT. 1" = 10'

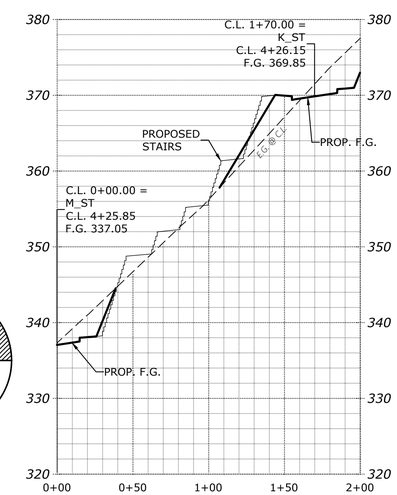

PEDESTRIAN WALKWAY 3

E.G. 337.3 C.L.	E.G. 346.7 C.L.	E.G. 356.2 C.L.	E.G. 367.1 C.L.	E.G. 377.5 C.L.
F.G. 337.15 C.L.	F.G. 345.07 C.L.	F.G. C.L.	F.G. 369.98 C.L.	F.G. 373.77 C.L.

MULTI/TECH
ENGINEERING SERVICES, INC.
1155 13th ST. S.E. SALEM, OR. 97302
PH. (503) 363-9227 FAX (503) 364-1260
www.mtengineering.net office@mtengineering.net

STREET IMPROVEMENTS

COBURN GRAND VIEW ESTATES

NO CHANGES, MODIFICATIONS OR REPRODUCTIONS TO BE MADE TO THESE DRAWINGS WITHOUT WRITTEN AUTHORIZATION FROM THE DESIGN ENGINEER.

DIMENSIONS & NOTES TAKE PRECEDENCE OVER GRAPHICAL REPRESENTATION.

6234p20 P514ST

Design: M.D.G.
Drawn: P.H.S.
Checked: J.J.G.
Date: JUNE 2018
Scale: AS SHOWN
As-Built: ----

REGISTERED PROFESSIONAL ENGINEER
OREGON
JULY 14, 1978
WARD D. GAGNE

EXPIRES: 06-30-2023

JOB # 6234

P514