SEE SHEET P504 FOR
H STREET DESIGN

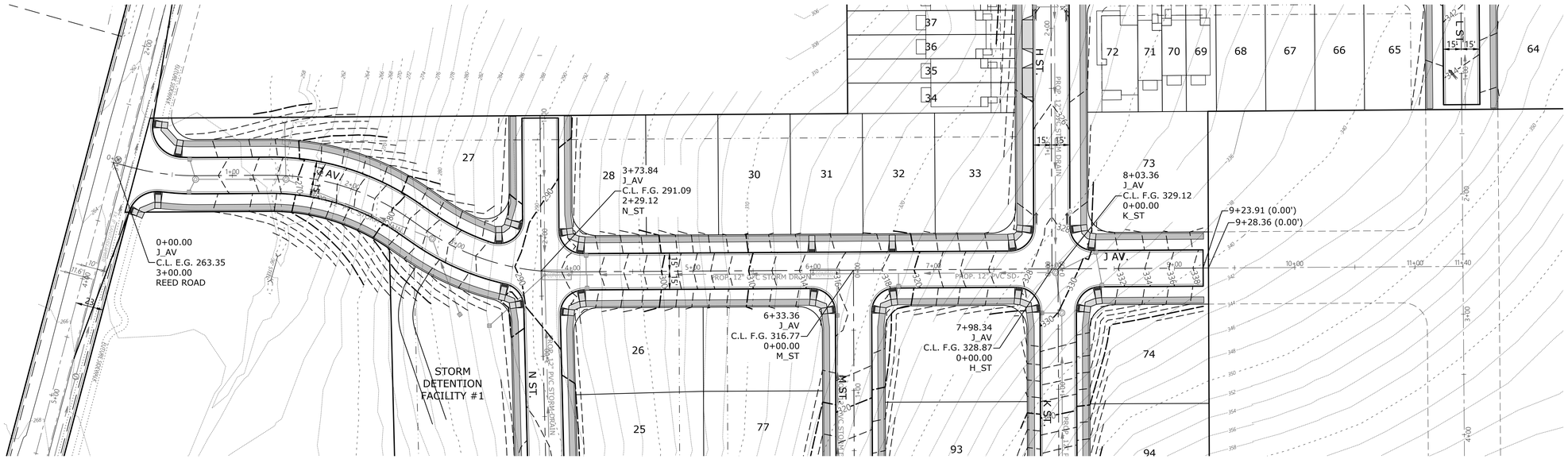

SEE SHEET P511 FOR
N STREET DESIGN

SEE SHEET P509 & P510
FOR M STREET DESIGN

SEE SHEET P507 FOR
K STREET DESIGN

SEE SHEET P517 FOR
TYPICAL STREET SECTIONS

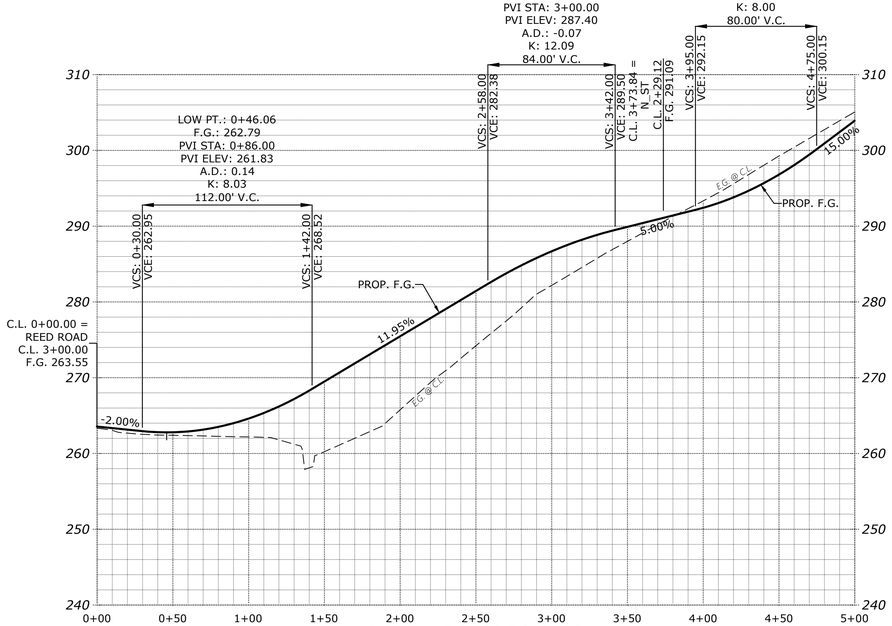

J AVENUE 0+00 TO 6+00

E.G. 263.4 C.L.	E.G. 262.4 C.L.	E.G. 262.2 C.L.	E.G. 260.2 C.L.	E.G. 265.7 C.L.	E.G. 274.2 C.L.	E.G. 282.2 C.L.	E.G. 288.0 C.L.	E.G. 293.3 C.L.	E.G. 299.2 C.L.	E.G. 305.0 C.L.
F.G. 263.55 C.L.	F.G. 262.80 C.L.	F.G. 264.60 C.L.	F.G. 269.48 C.L.	F.G. 275.45 C.L.	F.G. 281.43 C.L.	F.G. 286.67 C.L.	F.G. 289.90 C.L.	F.G. 292.42 C.L.	F.G. 296.79 C.L.	F.G. 303.90 C.L.

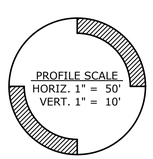

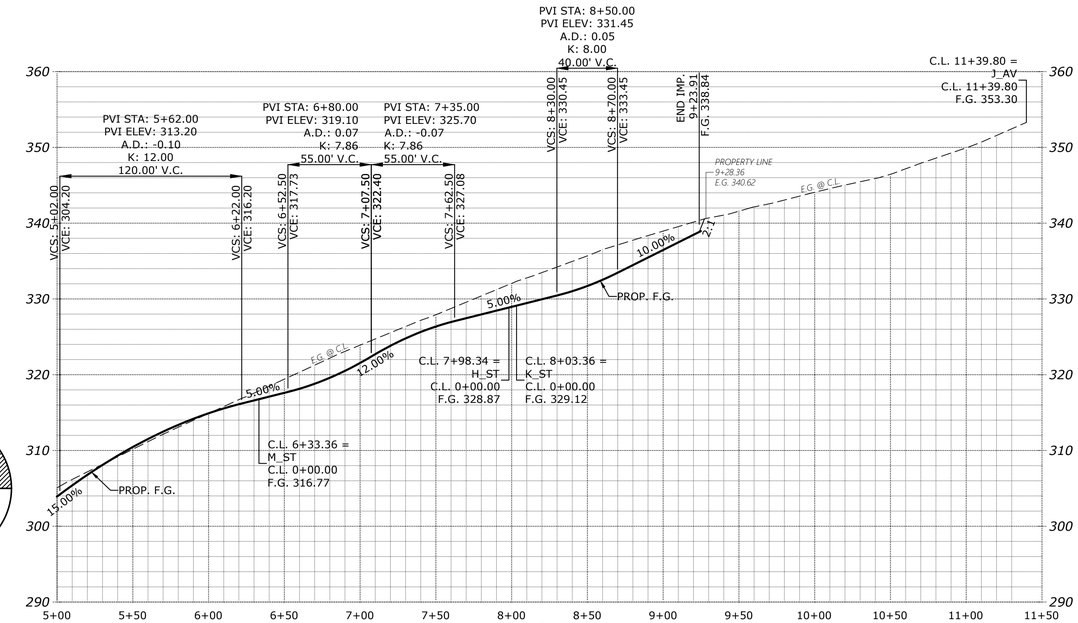

J AVENUE 6+00 TO END

E.G. 305.0 C.L.	E.G. 310.2 C.L.	E.G. 314.9 C.L.	E.G. 319.4 C.L.	E.G. 323.9 C.L.	E.G. 327.9 C.L.	E.G. 332.0 C.L.	E.G. 335.7 C.L.	E.G. 338.9 C.L.	E.G. 341.6 C.L.	E.G. C.L.	E.G. C.L.	E.G. C.L.	E.G. C.L.	E.G. C.L.
F.G. 303.90 C.L.	F.G. 310.44 C.L.	F.G. 314.90 C.L.	F.G. 317.60 C.L.	F.G. 321.54 C.L.	F.G. 326.35 C.L.	F.G. 328.95 C.L.	F.G. 331.70 C.L.	F.G. 336.45 C.L.	F.G. C.L.	F.G. C.L.	F.G. C.L.	F.G. C.L.	F.G. C.L.	F.G. C.L.

MULTI/TECH
ENGINEERING SERVICES, INC.
1155 13th ST. S.E. SALEM, OR. 97302
PH. (503) 363-9227 FAX (503) 364-1260
www.mtengineering.net office@mtengineering.net

STREET IMPROVEMENTS

COBURN GRAND VIEW ESTATES

NO CHANGES, MODIFICATIONS OR REPRODUCTIONS TO BE MADE TO THESE DRAWINGS WITHOUT WRITTEN AUTHORIZATION FROM THE DESIGN ENGINEER.

DIMENSIONS & NOTES TAKE PRECEDENCE OVER GRAPHICAL REPRESENTATION.

6234p2020 P506ST

Design: M.D.G.
Drawn: P.H.S.
Checked: J.J.G.
Date: JUNE 2018
Scale: AS SHOWN
As-Built: ---

REGISTERED PROFESSIONAL ENGINEER
OREGON
JULY 14, 1978
MARK D. GRENZ

EXPIRES: 06-30-2021

JOB # 6234

P506

2:\62x\6234-Reedhead\Dwg v20\6234p2020.dwg, P506ST, 1/13/2021 3:02:56 PM, PSounders