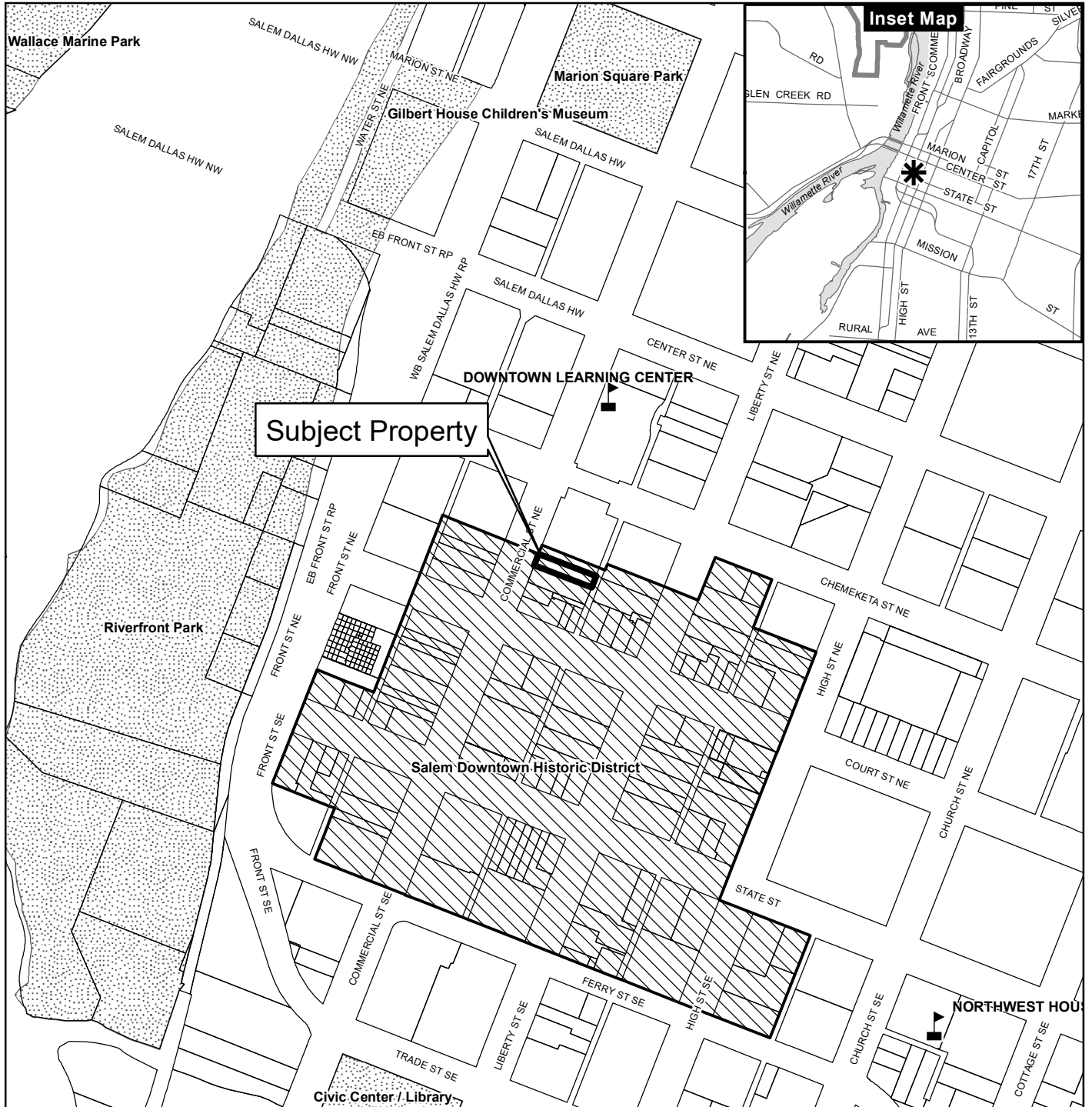


Vicinity Map

248 Commercial St NE



Legend

- Taxlots
- Urban Growth Boundary
- City Limits
- Outside Salem City Limits
- Historic District
- Schools

Parks

CITY OF Salem
AT YOUR SERVICE
Community Planning and Development

This product is provided as is, without warranty. In no event is the City of Salem liable for damages from the use of this product. This product is subject to license and copyright limitations and further distribution or resale is prohibited.

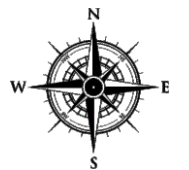
0 100 200 400 Feet



SITE PLAN & BUILDING
MEASUREMENTS

★ = NEW PROPOSED SIGN

BUILDING HEIGHT= 40'



Clay & Kiln Collective
248 Commercial St NE
Salem, OR 97301



Salem Sign Co., Inc.

1825 FRONT ST. N.E.
SALEM, OR 97301

503-371-6362

CCB# 65297

SPECIFICATIONS

FACES:
090 Aluminum
Fabricated,
Painted White
(Matthews)

FRAME:
1" Square Tube;
Painted Black
(Matthews)

VINYL:
3m Black

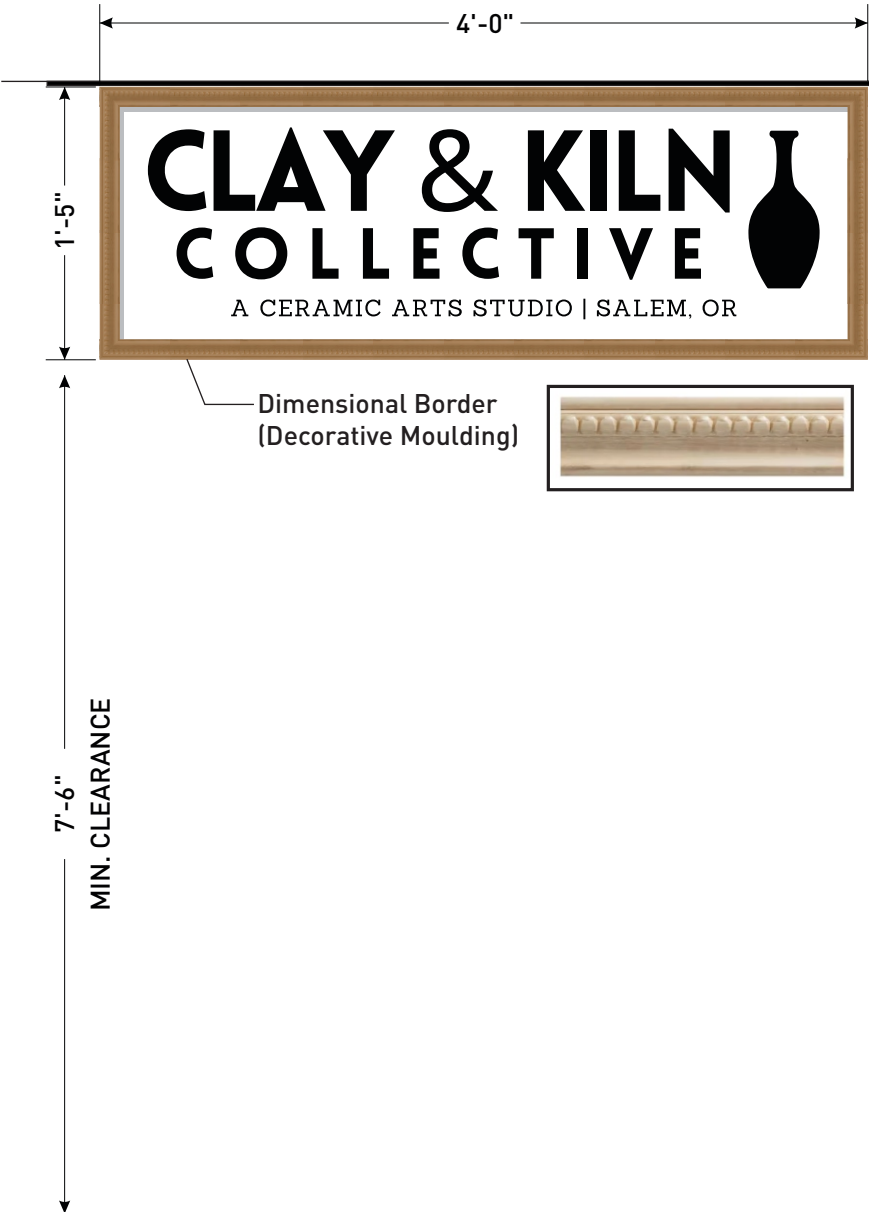
DECORATIVE FRAME:
1 1/4" White
Hardwood Embossed
Bead Trim Moulding;
Painted Gold

SCALE: 1" = 1'-0"



THIS DRAWING IS THE PROPERTY
OF SALEM SIGN CO., INC.

Non-Illuminated Double Face Hanging Display



SIDE VIEW

PROPOSED



SK# 32616-24

JOB TITLE: Clay & Kiln Collective

LOCATION: Salem, OR

DATE: 12/30/24

DRAWN BY: E.D.

SALES: Corey Spady

APPROVED BY:

Historic Sign Application Worksheet:

Sec. 230.056. - Signs in commercial historic districts.

Signs in commercial historic districts shall meet with the standards set forth in this section. The standards in this section are in addition to, and not in lieu of, the applicable standards of SRC chapter 900. Where the standards in this section conflict with the standards of SRC chapter 900, the standards in this section shall be the applicable standard.

(b)Permanent non-historic signs.

(1)Materials. Permanent non-historic signs shall be constructed of wood, metal, or acrylic.

RESPONSE: The sign is constructed of metal.

(2)Design.

(A)Permanent non-historic signs shall be located:

(i)Within an existing sign frame attached to the historic structure provided the sign frame does not obscure significant features of the historic resource; or

(ii)Between the transom and sill of the first story and:

(aa)Perpendicular to the corner;

(bb)Flush to the facade; or

(cc)Perpendicular to the building;

(iii)Suspended from the awning or marquee.

RESPONSE: Suspended from existing canopy/awning.

(B)Permanent non-historic signs shall be attached:

(i)Into mortar joints, not into masonry; and

RESPONSE: N/A

(ii)Where significant features are not obscured.

RESPONSE: The hanging sign is small and does not block significant building features in any way.

(C)Any permanent non-historic sign that incorporates lighting shall:

(i)Not be internally illuminated, except if it incorporates halo illumination utilizing reverse pan-channel letters with an internal light source reflecting off the building

RESPONSE: Sign will not be illuminated.

(ii)Not exceed 366 watts or 250 nits between sunset and sunrise; and

RESPONSE: N/A

(iii)Not have exposed conduit.

RESPONSE: N/A