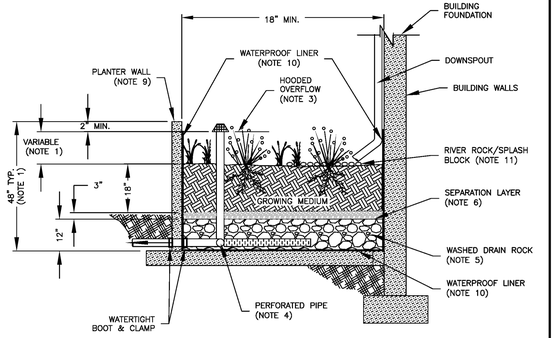

NOTES:

1. DIMENSIONS:
   A. WIDTH: 18" MINIMUM
   B. DEPTH OF PLANTER (FROM TOP OF GROWING MEDIUM TO OVERFLOW ELEVATION): SIMPLIFIED 12" ENGINEERED 6"–18"
   C. SLOPE OF PLANTER: 0.5% OR LESS
   D. PLANTERS MUST BE LESS THAN 30" IN HEIGHT ABOVE FINISHED GRADE
2. SETBACKS:
   A. NO SETBACK FROM FOUNDATION REQUIRED
   B. SETBACKS FROM PROPERTY LINES VARY DEPENDING ON SITE CONDITIONS (SEE DESIGN STANDARDS)
3. OVERFLOW:
   A. INLET ELEVATION MUST ALLOW FOR 2" OF FREEBOARD, MINIMUM
   B. PROTECT FROM DEBRIS AND SEDIMENT WITH STRAINER OR GRATE
4. PIPING:
   SEE STANDARD PLAN 221
5. DRAIN ROCK:
   A. 1 ½"–¾" WASHED AGGREGATE WITH 40% VOIDS
   B. DEPTH: 12 INCHES
6. SEPARATION BETWEEN DRAIN ROCK AND GROWING MEDIUM SHALL BE A 3" LAYER OF ¾"–¼" OPEN GRADED AGGREGATE.
7. GROWING MEDIUM:
   A. DEPTH: 18" MINIMUM
   B. SEE DESIGN STANDARDS FOR REQUIREMENTS
8. VEGETATION: FOLLOW LANDSCAPE PLANS OR REFER TO PLANTING REQUIREMENTS IN DESIGN STANDARDS.
9. PLANTER FOUNDATION AND WALLS:
   A. MATERIAL SHALL BE 4" REINFORCED CONCRETE, STONE, BRICK, OR OTHER DURABLE MATERIAL
   B. PLANTER CONCRETE, BRICK, OR STONE WALLS SHALL BE INCLUDED IN FOUNDATION BUILDING PLANS
10. WATERPROOF LINER: WATERPROOF LINER SHALL BE 30 mil PVC, HDPE OR EQUIVALENT. WATERPROOF LINER IS NOT REQUIRED IF THE FOUNDATION AND WALL MATERIAL IS WATERPROOF REINFORCED CONCRETE OR APPROVED EQUAL
11. INSTALL RIVER ROCK SPLASH PAD TO TRANSITION FROM INLET TO GROWING MEDIUM

CITY OF SALEM
DEPARTMENT OF PUBLIC WORKS

STANDARD PLAN
FILTRATION PLANTER

APPROVED — CITY ENGINEER — DATE 1/01/14 — DRAWN BY KAK 12/2013 — CHECKED BY KR 12/2013 — **NO. 216**

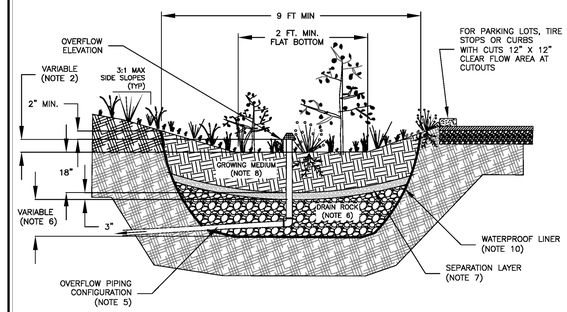

NOTES:

1. PROVIDE PROTECTION FROM ALL VEHICLE TRAFFIC, EQUIPMENT STAGING, AND FOOT TRAFFIC IN PROPOSED INFILTRATION AREAS PRIOR TO, DURING, AND AFTER CONSTRUCTION.
2. DIMENSIONS:
   A. WIDTH: 9 FT. MINIMUM.
   B. DEPTH OF RAIN GARDEN (MEASURED FROM TOP OF GROWING MEDIUM TO OVERFLOW ELEVATION):
      1)SIMPLIFIED 12"
      2)ENGINEERED 6"–18"
   C. SLOPE OF PLANTER: 0.5% OR LESS
3. SETBACKS (FROM NEAREST POINT AT FINISHED GRADE):
   A. INFILTRATION–10 FT. FROM FOUNDATIONS
   B. FILTRATION MUST BE LINED, NO SETBACK REQUIREMENT FROM FOUNDATIONS
   C. SETBACKS FROM PROPERTY LINES VARY DEPENDING ON SITE CONDITIONS (SEE DESIGN STANDARDS)
4. OVERFLOW:
   A. INLET ELEVATION MUST ALLOW FOR 2" OF FREEBOARD, MINIMUM
   B. PROTECT FROM DEBRIS AND SEDIMENT WITH STRAINER OR GRATE
5. PIPING:
   SEE STANDARD PLAN 221
6. DRAIN ROCK:
   A. 1 ½"–3/4" WASHED AGGREGATE WITH 40% VOIDS
   B. DEPTH:
      SIMPLIFIED– 18" (IF ≤ 1.75 "/hr INFILTRATION RATE)
      12" (IF > 1.75 "/hr INFILTRATION RATE)
      ENGINEERED– 0"–48"
7. SEPARATION BETWEEN DRAIN ROCK AND GROWING MEDIUM SHALL BE A 3" LAYER OF ¾"–¼" OPEN GRADED AGGREGATE.
8. GROWING MEDIUM:
   A. DEPTH: 18"
   B. SEE DESIGN STANDARDS FOR REQUIREMENTS
9. VEGETATION: FOLLOW LANDSCAPE PLANS OR REFER TO PLANTING REQUIREMENTS IN DESIGN STANDARDS.
10. FOR FILTRATION RAIN GARDEN INSTALL 30 mil. PVC, HDPE OR EQUIVALENT WATERPROOF LINER(SEE STANDARD PLAN #221).
11. INSTALL RIVER ROCK SPLASH PAD TO TRANSITION FROM INLETS TO GROWING MEDIUM.

CITY OF SALEM
DEPARTMENT OF PUBLIC WORKS

STANDARD PLAN
RAIN GARDEN

APPROVED — CITY ENGINEER — DATE 1/01/14 — DRAWN BY KAK 12/2013 — CHECKED BY KR 12/2013 — **NO. 217**

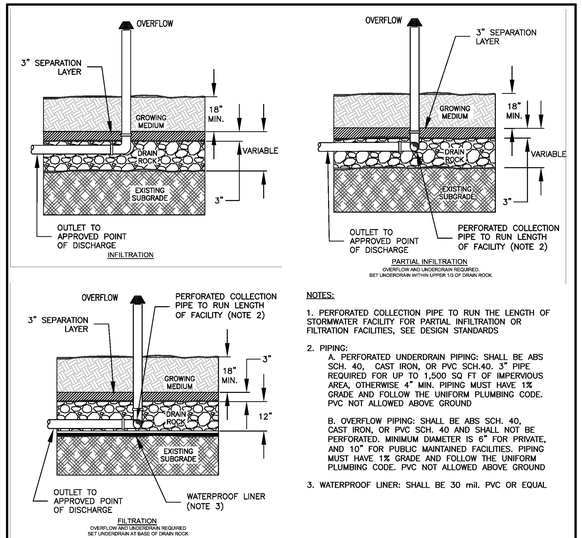

NOTES:

1. PERFORATED COLLECTION PIPE TO RUN THE LENGTH OF STORMWATER FACILITY FOR PARTIAL INFILTRATION OR FILTRATION FACILITIES, SEE DESIGN STANDARDS
2. PIPING:
   A. PERFORATED UNDERDRAIN PIPING: SHALL BE ABS SCH. 40, CAST IRON, OR PVC SCH.40. 3" PIPE REQUIRED FOR UP TO 1,500 SQ FT OF IMPERVIOUS AREA, OTHERWISE 4" MIN. PIPING MUST HAVE 1% GRADE AND FOLLOW THE UNIFORM PLUMBING CODE. PVC NOT ALLOWED ABOVE GROUND
   B. OVERFLOW PIPING: SHALL BE ABS SCH. 40, CAST IRON, OR PVC SCH. 40 AND SHALL NOT BE PERFORATED. MINIMUM DIAMETER IS 6" FOR PRIVATE, AND 10" FOR PUBLIC MAINTAINED FACILITIES. PIPING MUST HAVE 1% GRADE AND FOLLOW THE UNIFORM PLUMBING CODE. PVC NOT ALLOWED ABOVE GROUND
3. WATERPROOF LINER: SHALL BE 30 mil. PVC OR EQUAL

CITY OF SALEM
DEPARTMENT OF PUBLIC WORKS

STANDARD PLAN
FACILITY OVERFLOW CONFIGURATIONS

APPROVED — CITY ENGINEER — DATE 1/01/14 — DRAWN BY KAK 12/2013 — CHECKED BY KR 12/2013 — **NO. 221**

abbasi design works LLC
500 e 24th st
vancouver wa 98663
rahim@abbasidesign.com
+1.503.816.9466

REGISTERED PROFESSIONAL ENGINEER 82291 OREGON Jan. 13, 2009 RAHIM A. ABBASI

EXPIRES: 12/31/2025

No.	Date

SALEM TAKE 5
3271 Lancaster Dr NE
Salem, OR 97305

ADW # 24011.00

NOT FOR CONSTRUCTION

STORMWATER DETAILS

Date 12/5/2024 10:59:04 AM
Drawn Author
Checked Checker

C6.0

12/5/2024 10:59:04 AM